

INDEPENDENT AUDITOR'S REPORT

**To the Members of Stakeholders Empowerment Services
(Formerly Stakeholders Empowerment Services Pvt. Ltd.)**

Report on the Audit of the Financial Statements

Opinion

We have audited the accompanying financial statements of **Stakeholders Empowerment Services (Formerly Stakeholders Empowerment Services Private Limited)** ("the Company"), which comprise the Balance Sheet as at 31st March 2020, the Statement of Profit and Loss and the Statement of Cash Flows for the year then ended, and notes to the financial statements, including a summary of the significant accounting policies and other explanatory information (herein after referred to as "financial statements").

In our opinion and to the best of our information and according to the explanations given to us, the aforesaid financial statements give the information required by the Companies Act, 2013 ("the Act") in the manner so required and give a true and fair view in conformity with the accounting principles generally accepted in India, of the state of affairs of the Company as at 31st March, 2020, its Profit and its cash flows for the year ended on that date.

Basis for Opinion

We conducted our audit in accordance with the Standards on Auditing (SAs) specified under Section 143(10) of the Companies Act, 2013. Our responsibilities under those Standards are further described in the Auditor's Responsibilities for the Audit of the Financial Statements section of our report. We are independent of the Company in accordance with the Code of Ethics issued by the Institute of Chartered Accountants of India together with the ethical requirements that are relevant to our audit of the financial statements under the provisions of the Companies Act, 2013 and the Rules made thereunder, and we have fulfilled our other ethical responsibilities in accordance with these requirements and the Code of Ethics. We believe that the audit evidence we have obtained is sufficient and appropriate to provide a basis for our opinion.

Information Other than the Financial Statements and Auditor's Report Thereon

The Company's Board of Directors is responsible for the other information. The other information comprises the information included in the Annual report, but does not include the financial statements and our auditor's report thereon. Our opinion on the financial statements does not cover the other information and we do not express any form of assurance conclusion thereon.



In connection with our audit of the financial statements, our responsibility is to read the other information and, in doing so, consider whether the other information is materially inconsistent with the financial statements or our knowledge obtained in the audit or otherwise appears to be materially misstated.

If, based on the work we have performed, we conclude that there is a material misstatement of this other information, we are required to report that fact. We have nothing to report in this regard.

Responsibility of Management for the Financial Statements

The Company's Board of Directors is responsible for the matters stated in Section 134(5) of the Companies Act, 2013 with respect to the preparation of these financial statements that give a true and fair view of the financial position, financial performance, and cash flows of the Company in accordance with the accounting principles generally accepted in India, including the Accounting Standards specified under Section 133 of the Act, read with Rule 7 of the Companies (Accounts) Rules, 2014. This responsibility also includes maintenance of adequate accounting records in accordance with the provisions of the Act for safeguarding of the assets of the Company and for preventing and detecting frauds and other irregularities; selection and application of appropriate accounting policies; making judgments and estimates that are reasonable and prudent; and design, implementation and maintenance of adequate internal financial controls, that were operating effectively for ensuring the accuracy and completeness of the accounting records, relevant to the preparation and presentation of the financial statements that give a true and fair view and are free from material misstatement, whether due to fraud or error.

In preparing the financial statements, the Board of Directors is responsible for assessing the Company's ability to continue as a going concern, disclosing, as applicable, matters related to going concern and using the going concern basis of accounting unless the Board of Directors either intends to liquidate the Company or to cease operations, or has no realistic alternative but to do so.

Those Board of Directors are also responsible for overseeing the Company's financial reporting process.

Auditor's Responsibilities for the Audit of the Financial Statements

Our objectives are to obtain reasonable assurance about whether the financial statements as a whole are free from material misstatement, whether due to fraud or error, and to issue an auditor's report that includes our opinion. Reasonable assurance is a high level of assurance, but is not a guarantee that an audit conducted in accordance with SAs will always detect a material misstatement when it exists. Misstatements can arise from fraud or error and are considered material if, individually or in the aggregate, they could reasonably be expected to influence the economic decisions of users taken on the basis of these financial statements.

As part of an audit in accordance with SAs, we exercise professional judgment and maintain professional skepticism throughout the audit. We also:

- Identify and assess the risks of material misstatement of the financial statements, whether due to fraud or error, design and perform audit procedures responsive to those risks, and obtain audit evidence that is sufficient and appropriate to provide a basis for our opinion. The risk of not detecting a material misstatement resulting from fraud is higher than for one resulting from error,



as fraud may involve collusion, forgery, intentional omissions, misrepresentations, or the override of internal control.

- Obtain an understanding of internal control relevant to the audit in order to design audit procedures that are appropriate in the circumstances. Under Section 143(3)(i) of the Companies Act, 2013 we are also responsible for expressing our opinion on whether the Company has adequate internal financial controls system in place and the operating effectiveness of such controls.
- Evaluate the appropriateness of accounting policies used and the reasonableness of accounting estimates and related disclosures made by management.
- Conclude on the appropriateness of management's use of the going concern basis of accounting and, based on the audit evidence obtained, whether a material uncertainty exists related to events or conditions that may cast significant doubt on the ability of the Company to continue as a going concern. If we conclude that a material uncertainty exists, we are required to draw attention in our auditor's report to the related disclosures in the financial statements or, if such disclosures are inadequate, to modify our opinion. Our conclusions are based on the audit evidence obtained up to the date of our auditor's report. However, future events or conditions may cause the Company to cease to continue as a going concern.
- Evaluate the overall presentation, structure and content of the financial statements, including the disclosures, and whether the financial statements represent the underlying transactions and events in a manner that achieves fair presentation.

Materiality is the magnitude of misstatements in the financial statements that, individually or in aggregate, makes it probable that the economic decisions of a reasonably knowledgeable user of the financial statements may be influenced. We consider quantitative materiality and qualitative factors in (i) planning the scope of our audit work and in evaluating the results of our work; and (ii) to evaluate the effect of any identified misstatements in the financial statements.

We communicate with those charged with governance regarding, among other matters, the planned scope and timing of the audit and significant audit findings, including any significant deficiencies in internal control that we identify during our audit.

We also provide those charged with governance with a statement that we have complied with relevant ethical requirements regarding independence, and to communicate with them all relationships and other matters that may reasonably be thought to bear on our independence, and where applicable, related safeguards.

Report on Other Legal and Regulatory Requirements

1. The requirement of the Companies (Auditor's Report) Order, 2016 ("the Order"), issued by the Central Government of India in terms of sub-section (11) of Section 143 of the Companies Act, 2013 is not applicable to company as it is registered under Section 25 of the Companies Act 1956 (Section 8 of the Companies Act, 2013).
2. As required by Section 143(3) of the Companies Act, 2013 we report that:
 - a) We have sought and obtained all the information and explanations which to the best of our knowledge and belief were necessary for the purposes of our audit.



- b) In our opinion, proper books of account as required by law have been kept by the Company so far as it appears from our examination of those books.
- c) The Balance Sheet, the Statement of Profit and Loss including and the Statement of Cash Flows dealt with by this Report are in agreement with the books of account.
- d) In our opinion, the aforesaid financial statements comply with the Accounting Standards specified under Section 133 of the Act, read with Rule 7 of the Companies (Accounts) Rules, 2014.
- e) On the basis of the written representations received from the directors as on 31st March, 2020 taken on record by the Board of Directors, none of the directors is disqualified as on 31st March, 2020 from being appointed as a director in terms of Section 164 (2) of the Act.
- f) With respect to the adequacy of the internal financial controls over financial statements of the Company and the operating effectiveness of such controls, refer to our separate Report in "Annexure A".
- g) With respect to the other matters to be included in the Auditor's Report in accordance with Rule 11 of the Companies (Audit and Auditors) Rules, 2014, in our opinion and to the best of our information and according to the explanations given to us:
- The Company does not have any pending litigations which would impact its financial position. Refer note no. 2.21 of the financial statements;
 - The Company has made provision, as required under the applicable law or accounting standards, for material foreseeable losses, if any, on long term contracts including derivative contracts;
 - There were no amounts required to be transferred, to the Investor Education and Protection Fund by the Company.
- h) The provisions of section 197 read with Schedule V of the Act are not applicable on the Company as it is registered u/s 25 of the Companies Act 1956 (section 8 of the Companies Act, 2013).

For LODHA & CO,
Chartered Accountants
Firm's Registration No.301051E

NARENDRA
KUMAR LODHA

Digitally signed by NARENDRA KUMAR LODHA
DN: cn=NARENDRA KUMAR LODHA, o=LODHA & CO.,
ou=Chartered Accountants, email=N.K.Lodha@lodha.co,
c=IN

(N.K. Lodha)
Partner
Membership No. 085155
UDIN: 20085155AAAAF04377
Place: New Delhi
Date: 31.10.2020



Yogesh Agarwal

Annexure - A to the Auditors' Report

Report on the Internal Financial Controls under Clause (i) of Sub-section 3 of Section 143 of the Companies Act, 2013 ("the Act")

We have audited the internal financial controls over financial reporting of **Stakeholders Empowerment Services (Formerly Stakeholders Empowerment Services Private Limited)** as of 31st March 2020 in conjunction with our audit of the financial statements of the Company for the year ended on that date.

Management's Responsibility for Internal Financial Controls

The Company's management is responsible for establishing and maintaining internal financial controls based on the internal control over financial reporting criteria established by the Company considering the essential components of internal control stated in the Guidance Note on Audit of Internal Financial Controls over Financial Reporting issued by the Institute of Chartered Accountants of India ("ICAI"). These responsibilities include the design, implementation and maintenance of adequate internal financial controls that were operating effectively for ensuring the orderly and efficient conduct of its business, including adherence to company's policies, the safeguarding of its assets, the prevention and detection of frauds and errors, the accuracy and completeness of the accounting records, and the timely preparation of reliable financial information, as required under the Companies Act, 2013.

Auditors' Responsibility

Our responsibility is to express an opinion on the Company's internal financial controls over financial reporting based on our audit. We conducted our audit in accordance with the Guidance Note on Audit of Internal Financial Controls over Financial Reporting (the "Guidance Note") and the Standards on Auditing, issued by ICAI and deemed to be prescribed under section 143(10) of the Companies Act, 2013, to the extent applicable to an audit of internal financial controls, both applicable to an audit of Internal Financial Controls and, both issued by the Institute of Chartered Accountants of India. Those Standards and the Guidance Note require that we comply with ethical requirements and plan and perform the audit to obtain reasonable assurance about whether adequate internal financial controls over financial reporting was established and maintained and if such controls operated effectively in all material respects.

Our audit involves performing procedures to obtain audit evidence about the adequacy of the internal financial controls system over financial reporting and their operating effectiveness. Our audit of internal financial controls over financial reporting included obtaining an understanding of internal financial controls over financial reporting, assessing the risk that a material weakness exists, and testing and evaluating the design and operating effectiveness of internal control based on the assessed risk. The procedures selected depend on the auditor's judgment, including the assessment of the risks of material misstatement of the financial statements, whether due to fraud or error.

We believe that the audit evidence we have obtained is sufficient and appropriate to provide a basis for our audit opinion on the Company's internal financial controls system over financial reporting.

Meaning of Internal Financial Controls over Financial Reporting

A company's internal financial control over financial reporting is a process designed to provide reasonable assurance regarding the reliability of financial reporting and the preparation of financial statements for external purposes in accordance with generally accepted accounting principles. A company's internal financial control over financial reporting includes those policies and procedures that



Inherent Limitations of Internal Financial Controls Over Financial Reporting

Opinion

For LODHA & CO.
Chartered Accountants
FRN: 301051E

**NARENDRA
KUMAR
LODHA**

(N.K. Lodha)
Partner
Membership No. 085155
Place: New Delhi
Dated: 31.10.2020



Stakeholders Empowerment Services
(Formerly Stakeholders Empowerment Services Pvt. Ltd.)
Balance Sheet as at 31st March 2020

(Amount in Rs.)

Balance Sheet	Note	As at 31-03-2020	As at 31-03-2019
EQUITY AND LIABILITIES			
SHAREHOLDERS' FUNDS			
Share capital	2.1	19,00,000	19,00,000
Reserves and surplus	2.2	1,36,47,031	73,83,527
NON-CURRENT LIABILITIES			
Long-Term provisions	2.3	20,29,701	17,26,768
CURRENT LIABILITIES			
Other current liabilities	2.4	92,36,129	83,34,671
Short Term provisions	2.5	87,363	99,976
TOTAL		2,69,00,224	1,94,44,942
ASSETS			
NON-CURRENT ASSETS			
Property Plant & Equipment			
Tangible assets	2.6	9,54,811	5,92,518
Intangible assets	2.6	2,57,931	6,57,286
Non Current Investment	2.7	1,23,56,170	53,10,539
Deferred Tax Assets (Net)	2.8	8,12,744	5,13,119
Other non-current assets	2.9	1,000	10,51,000
CURRENT ASSETS			
Trade receivables	2.10	43,33,376	21,53,500
Cash and Bank Balances	2.11	62,77,041	65,19,300
Other current assets	2.12	19,07,151	26,47,680
TOTAL		2,69,00,224	1,94,44,942
Significant Accounting Policies & other Explanatory Notes are integral part of Financial Statements		1 & 2	

As per our report attached
For Lodha & Co.

Chartered Accountants
Firm Registration No.301051E

NARENDRA
KUMAR LODHA
(N.K. Lodha)

Partner

Membership No. 85155

Place: New Delhi

Date: 31/10/2020

For & on behalf of the Board
Stakeholders Empowerment Services

JITENDRAN
ATH GUPTA
Digitally signed
by
JITENDRANATH
H GUPTA

J.N Gupta
Managing Director
DIN: 00531429
Place: Mumbai
Date: 30/10/2020

DEVENDR
A
BHANDARI
Digitally signed by DEVENDRA
BHANDARI
DN: cn=DEVENDRA BHANDARI,
o=Stakeholders Empowerment
Services, ou=Stakeholders Empowerment
Services, email=devendra.bhandari@sees.com,
c=IN

Devendra Bhandari
Executive Director
DIN: 00339397
Place: Mumbai
Date: 20/10/2020

VARUN
KRISHNAN

Varun Krishnan
Company Secretary
(Membership No: A42085)



Yogesh Kumar

Statement of Profit & Loss for the year ended 31st March 2020

Amount in Rs.

Statement of Profit and Loss		Note	Year ended March 31, 2020	Year ended March 31, 2019
I.	Revenue from operations	2.13	2,80,68,648	2,11,67,249
II.	Other income	2.14	16,90,400	9,07,121
III.	Total Revenue (I + II)		2,97,59,048	2,20,74,370
IV.	EXPENSES:			
	Employee benefits expense	2.15	1,68,95,253	1,46,48,338
	Depreciation and amortization expense	2.16	11,05,095	1,93,472
	Other expenses	2.17	34,33,844	18,20,544
	Total expenses (IV)		2,14,34,192	1,66,62,354
V.	PROFIT/(LOSS) BEFORE TAX (III- IV)		83,24,856	54,12,016
VI.	Tax expense:	2.18		
	Current tax		23,60,977	16,20,847
	Deferred tax		(2,99,625)	42,265
VII.	PROFIT/(LOSS) AFTER TAX (V - VI)		62,63,504	37,48,904
VIII.	Earnings per equity share:	2.30		
	Basic		32.97	19.73
	Diluted		32.97	19.73

As per our report of even date	For & on behalf of the Board
For Lodha & Co.	Stakeholders Empowerment Services

Chartered Accountants

Firm Registration No.301051E

**NARENDRA
KUMAR ODHA**

(N.K. Lodha)

Partner

Membership No. 85155

Place: New Delhi

Date: 31/10/2020

JITENDRANATH GUPTA Digitally signed by
JITENDRANATH GUPTA

J.N Gupta
Managing Director

DIN: 00531429

Place: Mumbai

Date: 30/10/2020

**DEVENDR
A
BHANDARI**

Devendra Bhandari

Executive Director

DIN: 00339397

VARUN
KRISHNAN

Varun Krishnan

Company Secretary

(Membership No:

A42085)



149 mg/g dwt

Stakeholders Empowerment Services
(Formerly Stakeholders Empowerment Services Pvt. Ltd.)
Cash Flow Statement For The Year Ended March 31, 2020

(Amount in Rs.)

		2019-20		2018-19	
A	Cash Flow from Operating Activities				
	Net Profit/(Loss) Before Tax		83,24,856		54,12,016
	Adjustments For:				
	Depreciation	11,05,095		1,93,472	
	Loss on sale of Property Plant & Equipment	-		3,064	
	Dividend Income	(8,228)		(3,403)	
	Interest Income	(4,30,904)	6,65,963	(9,03,716)	(7,10,583)
	Operating Profit/ (Loss) before Working Capital Changes		89,90,819		47,01,433
	Adjustments For:				
	(Increase)/Decrease in Trade & Other Receivables	(9,28,897)		47,07,118	
	Increase / (Decrease) in Trade & Other Payables	11,91,778	2,62,881	(28,25,588)	18,81,530
	Cash Generated from / (Used in) Operations		92,53,700		65,82,963
	Income Tax Paid (Net)		(14,28,342)		(24,13,040)
	Net Cash flow from / (Used in) Operating Activities		78,25,358		41,69,924
B	Cash Flow from Investing Activities				
	Purchase of Property Plant & Equipment	(10,68,034)		(10,18,837)	
	Interest received	5,98,820		7,72,580	
	Dividend Received	8,228		3,403	
	Investment in shares	(70,45,631)		(52,04,406)	
	Net Cash flow from / (Used in) Investing Activities		(75,06,617)		(54,47,260)
C	Cash Flow from Financing Activities				
	Repayment of Loan	-		(9,80,000)	
	Net Cash flow from / (Used in) Financing Activities				(9,80,000)
	Net Increase/(Decrease) in Cash & Cash Equivalents [A+B+C]		3,18,741		(22,57,337)
	Opening Cash & Cash Equivalent		9,69,300		32,26,637
	Closing Cash & Cash Equivalent		12,88,041		9,69,300

The accompanying notes are an integral part of the financial statements.

As per our report of even date

For Lodha & Co.

Chartered Accountants

Firm Registration no. 301051E

NARENDRA KUMAR

LODHA

(N.K. Lodha)

Partner

Membership No. 85155

Place : Delhi

Date: 31/10/2020

For & on behalf of the Board

Stakeholders Empowerment Services

JITENDRAN
ATH GUPTA

Digitally signed by
JITENDRANATH
GUPTA

J.N Gupta

Managing Director

DIN: 00531429

Place: Mumbai

Date: 30/10/2020

DEVENDR
A
BHANDARI

Digitally signed by DEVENDR
A
BHANDARI
DN: cn=DEVENDR A BHANDARI,
o=Stakeholders Empowerment
Services, ou=Stakeholders
Empowerment Services, email=devendra.bhandari@sees.com,
c=IN Date: 2020.10.30 12:55:56 +05'30'

Devendra Bhandari

Executive Director

DIN: 00339397

Place: Mumbai

Date: 30/10/2020

VARUN
KRISHNAN

Digitally signed by VARUN KRISHNAN
DN: cn=VARUN KRISHNAN,
o=Stakeholders Empowerment
Services, ou=Stakeholders
Empowerment Services, email=varun.krishnan@sees.com,
c=IN Date: 2020.10.30 13:07:42 +05'30'

Varun Krishnan

Company Secretary

(Membership No: A42085)



Handwritten signature

SIGNIFICANT ACCOUNTING POLICIES AND NOTES ON ACCOUNTS - YEAR ENDED 31st MARCH 2020

1 Significant Accounting Policies

1.1 Basis of Accounting

The accounts of the Company are prepared under the historical cost convention and in accordance with applicable accounting standard as specified under section 133 of companies act, 2013 read with Rule 7 of Companies (Accounts) Rules, 2014. For recognition of income and expenditure, mercantile system of accounting is followed.

1.2 Use of Estimates

The presentation of the financial statement requires estimates and assumptions to be made that affect the reported amount of asset and liabilities on the dates of financial statements and the reported amount of revenue and expenses during the reporting period. Difference between the actual result and the estimates are recognized in the period in which the results are known/materialized.

1.3 Revenue Recognition

The Company carries out the business of Consultants/Advisors and provides advisory services relating to securities market. Revenue in this regard is recognized on acceptance of reports/services by the customers/clients or where there is certainty that services will be accepted /payments will be realized. Earned Revenue represent that portion of revenue where the services/reports are yet to be submitted/accepted by the customers/clients.

Interest

Interest Income is recognized on a time proportion basis taking into account the amount outstanding and the applicable interest rates.

Dividends

Dividend income is recognized when the company's right to receive dividend is established by the reporting date.

1.4 Property Plant & Equipment

Property Plant & Equipments are stated at cost less accumulated depreciation. The cost of an asset comprises its purchase price and any attributable cost of bringing the asset to working condition for its intended use i.e. cost of acquisition of assets and incidental expenditure incurred up to the date of installation/ use.

1.5 Depreciation/Amortization

Depreciation on Property Plant & Equipments is provided on Written Down Value method over the useful lives of assets as specified in Schedule II to the Companies Act, 2013. Assets costing upto ` 5000/- are depreciated fully in the year of purchase/ capitalization. Intangible assets are being amortised over the expected duration of benefits.

"Specified computer software are amortised in the year of purchase"

Impairment

The carrying amount of the assets is reviewed at each Balance Sheet date. An impairment loss is recognised wherever the carrying amount of an asset exceeds its recoverable amount.

1.6 Expenditures

Expenses are accounted for on the accrual basis and provisions are made for all known losses and liabilities. Preliminary Expenses are fully written off in the year of incorporation.

1.7 Taxes on Income

Current tax is the amount of tax payable on the taxable income for the current year as per the provisions of Income tax Act, 1961. Credit in respect of Minimum Alternate Tax paid is recognised only if there is convincing evidence of realisation of the same.

1.8 Contingent Liabilities

Contingent liabilities are not provided for in the books of accounts and are disclosed by way of notes.

1.9 Earnings per share

The earning considered in ascertaining the Company's EPS comprises the net profit after tax. The number of shares used in computing Basic EPS is the weighted average number of shares outstanding during the year.

1.10 Foreign currency

Transactions in foreign currencies are initially recorded by the company at their respective functional currency rates prevailing at the date of the transaction

1.11 Investment

Long-term investments are stated at cost less provision for permanent diminution in the value of such investments. Current investments are stated at lower of cost and net realisable value.



2.1 Share Capital		
PARTICULARS	AS AT 31st MARCH 2020	AS AT 31st MARCH 2019
SHARE CAPITAL:		
(1) AUTHORIZED:		
2,50,000 (P.Y. 2,50,000) Equity Shares of Rs. 10/-Each	25,00,000	25,00,000
(2) ISSUED, SUBSCRIBED & PAID UP		
1,90,000 (P.Y. 1,90,000) Equity Shares of Rs. 10 each fully paid	19,00,000	19,00,000
	19,00,000	19,00,000

A. Reconciliation of the number of shares outstanding

PARTICULARS	AS AT 31st MARCH 2020	AS AT 31st MARCH 2019
Number of shares at the beginning	1,90,000	1,90,000
Add: Shares issued during the year	-	-
Number of shares at the end	1,90,000	1,90,000

B. Details of shareholders holding more than 5% shares in the Company:

Name of Shareholder	AS AT 31st MARCH 2020	AS AT 31st MARCH 2019
Rekha Gupta	1,00,000	1,00,000
Sneha Bhandari	-	80,000
J. N. Gupta	85,000	5,000
J. N. Gupta jointly with Ms. Priya Singh	5,000	5,000
Total No. of Shares	1,90,000	1,90,000

C. Terms, preferences and restrictions attached to equity shares

The Company has only one class of equity shares having a face value of Rs. 10 per share. Each shareholder of equity shares is entitled to one vote per share and also have equal right in distribution of profit/surplus in proportion to the number of equity share held by the equity shareholders. The Company declares and pays dividend in Indian rupees, In the event of liquidation of the Company, the holders of equity shares will be entitled to receive remaining assets of the Company, after distribution of all preferential amounts. The distribution will be in proportion to the number of equity shares held by the shareholders.

d) In last 5 years there was no Bonus Issue, buy back and /or issue of shares other for cash consideration.

2.2 RESERVES AND SURPLUS		
PARTICULARS	AS AT 31st MARCH 2020	AS AT 31st MARCH 2019
Surplus/(Deficit) in the Profit and Loss Statement		
Opening Balance	73,83,527	36,34,623
Addition for the year	62,63,504	37,48,904
Closing Balance	1,36,47,031	73,83,527

2.3 LONG-TERM PROVISIONS		
PARTICULARS	AS AT 31st MARCH 2020	AS AT 31st MARCH 2019
Provision for Gratuity	10,70,096	5,82,993
Provision for Leave Encashment	9,59,605	11,43,775
	20,29,701	17,26,768

NARENDRA
KUMAR
LODHA

Digitally signed by NARENDRA KUMAR LODHA
DN: cn=NARENDRA KUMAR LODHA,
o=LODHA & CO., ou=New Delhi, email=NLODHA@LODHA.CO, c=IN

JITENDRAN
ATH GUPTA


Digitally signed by
JITENDRANATH GUPTA

DEVENDRA
A
BHANDARI

Digitally signed by DEVENDRA
BHANDARI
DN: cn=DEVENDRA BHANDARI,
o=LODHA & CO., ou=New Delhi, email=DEVENDRA@LODHA.CO, c=IN

VARUN
KRISHNAN

Digitally signed by VARUN KRISHNAN
DN: cn=VARUN KRISHNAN,
o=LODHA & CO., ou=New Delhi, email=VARUN@LODHA.CO, c=IN



2.4 OTHER CURRENT LIABILITIES		
PARTICULARS	AS AT* 31st MARCH 2020	AS AT 31st MARCH 2019
Unearned Revenue	84,22,688	73,47,791
Statutory Liabilities	6,08,911	1,36,401
Other payables*#	2,04,530	8,50,479
	92,36,129	83,34,671

* Including payable to related party amounting to Rs. 51,315 (Previous Year Rs. 6,84,782)

Refer Note No. 2.31

2.5 SHORT TERM PROVISIONS		
PARTICULARS	AS AT 31st MARCH 2020	AS AT 31st MARCH 2019
Provision for Leave Encashment	65,577	86,646
Provision for Gratuity	21,786	13,330
	87,363	99,976

2.8 DEFERRED TAXES		
PARTICULARS	AS AT 31st MARCH 2020	AS AT 31st MARCH 2019
Deferred Tax Assets :-		
Unabsorbed Depreciation	2,62,308	1,67,911
Others	5,50,436	3,45,208
Gross Deferred tax Assets	8,12,744	5,13,119
Deferred Tax Liabilities :-		
Unabsorbed Depreciation	-	-
Others	-	-
Gross Deferred tax Liability	-	-
Net Deferred Tax Assets/ (Liability)	8,12,744	5,13,119

2.9 OTHER NON-CURRENT ASSETS		
PARTICULARS	AS AT 31st MARCH 2020	AS AT 31st MARCH 2019
Fixed Deposit Accounts - (Original Maturity more than 12 Months)	-	10,50,000
Security Deposit	1,000	1,000
	1,000	10,51,000

2.10 TRADE RECEIVABLES		
PARTICULARS	AS AT 31st MARCH 2020	AS AT 31st MARCH 2019
(Unsecured Considered Good unless otherwise stated)		
Debts Outstanding- exceeding six months	6,00,000	59,000
Other Debts	37,33,376	20,94,500
	43,33,376	21,53,500



2.11 CASH & BANK BALANCES		
PARTICULARS	AS AT 31st MARCH 2020	AS AT 31st MARCH 2019
(a) Cash & Cash Equivalents		
(i) Cash on hand	2,065	11,963
(ii) Balances with Banks		
- In Current account	8,25,976	9,57,337
- Fixed Deposit Accounts (Original Maturity Less than 3 Months)	4,60,000	-
	12,88,041	9,69,300
(b) Other bank balances		
- Fixed Deposit Accounts - (Original Maturity more than 3 Months but less than 12 months)	49,89,000	55,50,000
	62,77,041	65,19,300

2.12 OTHER CURRENT ASSETS		
PARTICULARS	AS AT 31st MARCH 2020	AS AT 31st MARCH 2019
Prepaid expenses	6,49,963	2,89,941
Accrued interest	2,40,268	4,08,184
Advance income tax & TDS receivables (Net of Provision for Taxes Rs. 38,54,454 (P.Y. Rs. 32,72,313))	10,03,629	19,36,264
Balance with Government Authorities	-	11,878
Others	13,291	1,413
	19,07,151	26,47,680

2.13 REVENUE FROM OPERATIONS		
PARTICULARS	For the year ended March, 31st 2020	For the year ended March, 31st 2019
Sale of Services		
- Research Report Fee	57,78,000	23,69,667
- Proxy Advisory Subscriptions	2,22,90,648	1,87,97,582
	2,80,68,648	2,11,67,249




2.14 OTHER INCOME		
PARTICULARS	For the year ended March, 31st 2020	For the year ended March, 31st 2019
Interest on FDR	4,30,904	9,03,716
Interest on Income Tax Refund	1,17,191	-
Interest on Investment	11,07,247	-
Dividend Received	8,228	3,403
Foreign Exchange Gain	26,830	-
Miscellaneous Income	-	2
	16,90,400	9,07,121

2.15 EMPLOYEE BENEFITS EXPENSES		
PARTICULARS	For the year ended March, 31st 2020	For the year ended March, 31st 2019
SALARY AND WAGES		
Salary and Allowances	1,59,17,012	1,41,56,230
Staff Welfare	9,78,241	4,92,108
	1,68,95,253	1,46,48,338

2.16 DEPRECIATION AND AMORTISATION EXPENSES		
PARTICULARS	For the year ended March, 31st 2020	For the year ended March, 31st 2019
Depreciation	6,17,084	1,88,318
Amortisation	4,88,011	5,154
	11,05,095	1,93,472

2.17 OTHER EXPENSES		
PARTICULARS	For the year ended March, 31st 2020	For the year ended March, 31st 2019
Legal & professional charges	1,66,100	51,220
Repair & maintenance (general)	2,56,768	1,04,685
Printing & Stationary	38,542	34,149
Rates and Taxes	1,79,570	-
Travelling Expenses	1,60,050	85,736
Website development and maintenance	7,08,000	3,12,343
Server Maintenance Charges	19,200	86,400
Miscellaneous expenses	7,84,740	4,29,376
Membership fees and subscriptions	1,48,383	1,41,028
Rent & Electricity	5,84,290	3,35,510
Office Maintenance	1,42,000	66,500
Conference Fee	70,568	-
Communication Expenses	39,633	40,233
Loss on Sale of Property Plant & Equipment	-	3,064
Auditor's remuneration	36,000	33,000
Academic Fees	1,00,000	97,300
	34,33,844	18,20,544

2.18 TAX EXPENSE		
PARTICULARS	For the year ended March, 31st 2020	For the year ended March, 31st 2019
Current Tax		
Income Tax	23,60,977	16,20,847
Deferred Tax	(2,99,625)	42,265
	20,61,352	16,63,112



2.6 Property Plant & Equipment (Amount in Rs.)										
	Fixed Assets	Original cost			Depreciation and amortization			Net carrying amount		
		As at 1 April 2019	Additions	disposal/ Adjustment	As at 31 March 2020	As at 1 April 2019	For the year	On disposal/ Adjustment	As at 31 March 2020	As at 31 March 2019
a	Tangible Assets									
	Furniture and Fixtures	7,44,523	1,06,865	-	8,51,388	5,30,065	77,376	-	6,07,441	2,43,947
	Data Processing machine	10,20,860	4,26,412	-	14,47,272	8,95,270	2,63,989	-	11,59,259	2,88,013
	Electrical Fitting	24,656	-	-	24,656	21,084	975	-	22,059	2,597
	Office Equipment	3,79,384	4,46,101	-	8,25,485	1,30,487	2,74,744	-	4,05,231	4,20,254
	Total (a)	21,69,423	9,79,378	-	31,48,801	15,76,905	6,17,084	-	21,93,990	9,54,811
	Previous Year	18,73,244	3,56,397	60,218	21,69,423	14,45,741	1,88,318	57,154	15,76,905	5,92,518
b	Intangible Assets									
	Software	12,25,887	88,656	-	13,14,543	5,68,601	4,88,011	-	10,56,612	2,57,931
	Total (b)	12,25,887	88,656	-	13,14,543	5,68,601	4,88,011	-	10,56,612	2,57,931
	Previous Year	5,63,447	6,62,440	-	12,25,887	5,63,447	5,154	-	5,68,601	6,57,286
	Total (a+b)	33,95,310	10,68,034	-	44,63,344	21,45,506	11,05,095	-	32,50,602	12,12,742
	Previous Year	24,36,691	10,18,837	60,218	33,95,310	20,09,188	1,93,472	57,154	21,45,506	12,49,804

	Fixed Assets	Original cost			Depreciation and amortization			Net carrying amount		
		As at 1 April 2018	Additions	disposal/ Adjustment	As at 31 March 2020	As at 1 April 2019	For the year	On disposal/ Adjustment	As at 31 March 2019	As at 31 March 2018
a	Tangible Assets									
	Furniture and Fixtures	7,44,523	-	-	7,44,523	4,54,138	75,927	-	5,30,065	2,14,458
	Data Processing machine	9,16,521	1,04,339	-	10,20,860	8,02,490	92,780	-	8,95,270	1,25,590
	Electrical Fitting	24,656	-	-	24,656	19,742	1,341	-	21,083	3,573
	Office Equipment	1,87,544	2,52,058	60,218	3,79,384	1,69,371	18,270	57,154	1,30,487	2,48,897
	Total (a)	18,73,244	3,56,397	60,218	21,69,423	14,45,741	1,88,318	57,154	15,76,905	5,92,518
b	Intangible Assets									
	Software	5,63,447	6,62,440	-	12,25,887	5,63,447	5,154	-	5,68,601	6,57,286
	Total (b)	5,63,447	6,62,440	-	12,25,887	5,63,447	5,154	-	5,68,601	6,57,286
	Total (a+b)	24,36,691	10,18,837	60,218	33,95,310	20,09,188	1,93,472	57,154	21,45,506	12,49,804



2.7 Investment in Shares

Particulars	31st March 2020		31st March 2019	
	No. of Shares	Amount in Rs.	No. of Shares	Amount in Rs.
NON-CURRENT INVESTMENTS				
(Other than trade, fully paid up)				
Face Value of Rs. 10/- each, unless otherwise specified				
A. Investment in Equity Shares (Long Term)				
Quoted				
20 Microns Limited (FV Rs. 5)	1	37	-	-
3i Infotech Ltd.	1	2	-	-
3M India Ltd.	1	22,132	-	-
5Paisa Capital Ltd.	2	731	2	731
63 Moons Technologies Ltd. (FV Rs. 2)	1	105	-	-
8K Miles Software Services Ltd. (FV Rs. 5)	2	1,064	2	1,064
A K CAPITAL SERVICES	1	322	-	-
A2Z Infra Engineering Ltd.	1	7	-	-
Aarti Drugs Ltd.	1	551	-	-
Aarti Industries Ltd (FV Rs. 5) (1)	2	513	1	513
AAVAS FINANCIERS LIMITED EQ	1	1,511	-	-
Aban Offshore Ltd. (FV Rs. 2)	1	25	-	-
ABB India Ltd. (FV Rs. 2)	1	1,331	-	-
Abbott India Ltd.	1	12,516	-	-
Starlog Enterprises Limited	1	18	-	-
ABG Shipyard Ltd.	1	1	-	-
ACC Ltd.	1	1,532	-	-
Accelya Solutions India Ltd.	2	2,283	2	2,283
Action Construction Equipment Limited (FV Rs. 2)	1	42	1	42
Adani Enterprises Ltd. (FV Rs. 1)	1	231	-	-
Adani Gas Ltd. (FV Rs. 1)	1	166	-	-
ADANI GREEN ENERGY LIMITED	1	42	-	-
Adani Ports & Special Economic Zone Ltd. (FV Rs. 2)	2	756	-	-
Adani Power Ltd.	2	125	-	-
Adani Transmission Ltd.	1	320	-	-
Adhunik Metaliks Ltd.	1	0	-	-
Aditya Birla Capital Ltd.	8	800	-	-
Aditya Birla Fashion and Retail Ltd.	6	1,284	1	136
Adlabs Entertainment Limited	1	85	1	85
Ador Welding Ltd.	1	351	-	-
Advanced Enzyme Technologies Ltd. (FV Rs. 2)	2	432	2	432
Aegis Logistics Ltd (FV Rs. 1)	1	131	1	131
Agro Tech Foods Ltd.	1	692	-	-
AHLUWALIA CONTRACTS (INDIA) LTD (FV Rs. 2)	1	286	1	286
AIA Engineering Ltd. (FV Rs. 2)	1	1,800	-	-
Ajanta Pharma Ltd (FV Rs. 2)	1	1,577	1	1,577
AksharChem (India) Ltd.	2	1,263	2	1,263
Akzo Nobel India Ltd.	1	2,080	-	-
Alankit Limited (FV Rs.1)	1	33	-	-
ALEMBIC Limited (FV Rs. 2)	1	44	-	-
Alembic Pharmaceuticals Limited	1	572	1	572
Alfa Ica (India) Ltd.	1	34	-	-
Alfa Transformers Limited	1	23	-	-
Alkem Laboratories Limited	1	1,401	1	1,401
Alkyl Amines Chemicals Ltd.	1	841	-	-
Allahabad Bank	1	18	-	-
Allcargo Logistics Ltd.	2	226	-	-
Allsec Technologies Limited	1	327	-	-
Alok Industries Ltd. (FV Rs.1)	1	3	-	-
Amara Raja Batteries Ltd. (FV Rs.1)	2	1,567	-	-
Ambalal Sarabhai Enterprises Ltd.	1	14	-	-
Amber Enterprises India Ltd.	2	2,088	2	2,088
AMBICA COTTON MILLS LIMITED	1	1,099	-	-
Ambuja Cements Ltd. (FV Rs.2)	1	210	-	-
Amrutanjan Health Care Ltd. (FV Rs.1)	1	306	-	-
Amtek Auto Ltd. (FV Rs.2)	1	3	-	-
Anant Raj Ltd. (FV Rs.2)	1	35	-	-
Andhra Bank	1	17	-	-
Andhra Paper Ltd.	1	292	-	-
The Andhra Sugars Ltd.	1	336	-	-
Ansal Housing & Construction Ltd.	1	7	-	-
Ansal Properties & Infrastructure Ltd. (FV Rs.5)	1	5	-	-
Anuh Pharma Ltd.	1	138	-	-
Apar Industries Ltd.	1	531	1	531
ApcoTex Industries Ltd.	2	581	-	-
Apex Frozen Foods Ltd.	2	964	2	964



APL Apollo Tubes Limited	1	915	1	915
Apollo Hospitals Enterprise Ltd. (FV Rs. 5)	1	1,691	-	-
Apollo Micro Systems Ltd.	2	378	2	378
APOLLO PIPES LIMITED	2	851	-	-
Apollo Tyres Ltd. (FV Rs. 1)	1	171	-	-
Aptech Ltd.	1	169	-	-
Aqua Logistics Ltd. (FV Rs. 1)	1	1	-	-
ARCOTECH Limited (FV Rs. 2)	1	3	-	-
Arihant Superstructures Ltd.	2	247	2	247
Arrow Greentech Limited	1	52	-	-
Arshiya Ltd. (FV Rs. 2)	1	17	-	-
ARSS Infrastructure Projects Ltd.	1	20	-	-
Arvind Ltd.	1	43	-	-
Arvind SmartSpaces Limited	1	87	1	87
Asahi India Glass Ltd. (FV Rs. 1)	1	248	-	-
Asahi Songwon Colors Ltd.	1	149	-	-
Ashapura Intimates Fashion Ltd.	2	949	2	949
Ashapura Minechem Ltd (FV Rs. 2)	1	18	-	-
Ashiana Housing Ltd (FV Rs. 2)	1	131	-	-
Ashok Leyland Ltd. (FV Rs. 1)	1	83	-	-
Ashoka Buildcon Limited (FV Rs. 5)	1	136	1	136
Black Rose Industries Limited	1	64	-	-
Asian Granito India Limited	1	269	-	-
Asian Hotels (East) Limited	1	198	-	-
Asian Paints Ltd. (FV Rs. 1)	10	18,050	-	-
Assam Company India Ltd (FV Rs. 1)	1	1	-	-
Associated Alcohols & Breweries Ltd	1	199	-	-
Astec LifeSciences Limited	1	314	1	314
Aster DM Healthcare Ltd.	2	363	2	363
Astra Microwave Products Ltd (FV Rs. 2)	1	128	1	128
Astral Poly Technik Limited (FV Rs. 1)	1	452	1	452
AstraZeneca Pharma India Ltd. (FV Rs. 2)	1	2,731	-	-
Astron Paper & Board Mill Ltd.	2	211	2	211
ATUL AUTO LTD (FV Rs. 5)	1	516	1	516
Atul Ltd	1	1,900	1	1,900
Au Small Finance Bank Ltd.	2	1,392	2	1,392
Aurionpro Solutions Limited	1	128	-	-
Aurobindo Pharma Ltd. (FV Rs. 1)	2	960	-	-
Austin Engineering Company Ltd	1	50	-	-
Automotive Axles Ltd	1	627	1	627
Avantel Softech Ltd	1	255	-	-
Avanti Feeds Ltd. (FV Rs. 1)	6	2,786	6	2,786
AGC Networks Limited	1	116	-	-
Avenue Supermarts Ltd.	2	3,006	2	3,006
AVT Natural Products Ltd (FV Rs. 1)	1	25	-	-
Axis Bank Ltd. (FV Rs. 2)	5	3,654	-	-
B & A LTD	1	148	-	-
B C Power Controls Ltd (FV Rs. 2)	1	42	-	-
B.L.Kashyap & Sons Limited (FV Rs. 1)	1	8	-	-
Bajaj Auto Ltd.	1	3,145	-	-
Bajaj Consumer Care Ltd. (FV Rs. 1)	1	227	-	-
Bajaj Electricals Ltd. (FV Rs. 2)	1	378	-	-
Bajaj Finance Ltd. (FV Rs. 2)	10	43,643	-	-
Bajaj Finserv Ltd.	1	9,640	-	-
Bajaj Hindusthan Sugar Ltd. (FV Rs. 1)	1	6	-	-
Bajaj Holdings & Investment Ltd.	1	3,394	-	-
Balaji Amines Ltd (FV Rs. 2)	1	406	-	-
Balaji Telefilms Ltd (FV Rs. 2)	1	112	1	112
Balasore Alloys Ltd (FV Rs. 5)	1	16	-	-
Balkrishna Industries Ltd. (FV Rs. 2)	2	2,173	-	-
Balkrishna Paper Mills Limited	1	30	1	31
Ballarpur Industries Ltd. (FV Rs. 2)	1	1	-	-
Balmer Lawrie & Company Ltd.	6	718	-	-
Balmer Lawrie Investments Ltd	1	444	-	-
Balrampur Chini Mills Ltd. (FV Rs. 1)	1	170	-	-
Banco Products (India) Ltd (FV Rs. 2)	1	142	1	142
Bandhan Bank Ltd.	13	5,819	2	949
Bank of Baroda (FV Rs. 2)	5	465	-	-
Bank of India	1	66	-	-
Bank of Maharashtra	1	13	-	-



Bannari Amman Sugars Ltd	1	1,536	-	-
Banswara Syntex Ltd	1	72	-	-
BASF India Ltd.	1	989	-	-
Bata India Ltd. (FV Rs. 5)	2	3,654	-	-
Bayer Cropscience Ltd.	1	4,132	-	-
BEMCO HYDRAULICS LTD	1	127	-	-
BEML Ltd.	1	982	-	-
Berger Paints (India) Ltd. (FV Rs. 1)	2	1,140	-	-
BF INVESTMENT LIMITED	1	252	-	-
BF Utilities Ltd.	1	308	-	-
BGR Energy Systems Ltd.	1	39	-	-
Bhansali Engineering Polymers Ltd (FV Rs. 1)	1	63	-	-
Bharat Bijlee Ltd	1	887	1	887
Bharat Dynamics Ltd.	2	794	2	794
Bharat Electronics Ltd. (FV Rs. 1)	33	3,325	-	-
Bharat Forge Ltd. (FV Rs. 2)	2	998	-	-
Bharat Gears Ltd	1	100	-	-
Bharat Heavy Electricals Ltd. (FV Rs. 2)	1	44	-	-
Bharat Petroleum Corporation Ltd.	6	2,818	-	-
Bharat Rasayan Ltd	1	3,961	-	-
Bharat Road Network Ltd.	2	352	2	352
Bharat Seats Ltd (FV Rs. 2)	1	67	-	-
Bharti Airtel Ltd. (FV Rs. 5)	1	490	-	-
Bharti Infratel Ltd.	1	246	-	-
Bihar Sponge Iron Ltd	1	1	-	-
Bilcare Ltd.	1	19	-	-
Biocon Ltd.	6	1,813	-	-
Birla Corporation Ltd.	1	764	-	-
Birlasoft Ltd. (FV Rs. 2)	1	71	-	-
Bliss GVS Pharma Ltd. (FV Rs. 1)	2	348	2	348
BLS International Services Ltd. (FV Rs. 1)	2	372	2	372
Blue Coast Hotels & Resorts Ltd	1	37	-	-
Blue Dart Express Ltd.	1	2,694	-	-
Blue Star Ltd. (FV Rs. 2)	1	836	-	-
BODAL CHEMICALS LTD (FV Rs. 2)	1	103	-	-
The Bombay Dyeing & Manufacturing Company Ltd.	5	490	-	-
Bombay Rayon Fashions Ltd.	1	4	-	-
Borosil Ltd	1	180	-	-
Bosch Ltd.	1	14,240	-	-
Brigade Enterprises Limited	1	159	1	159
Brightcom Group Ltd. (FV Rs. 2)	1	5	-	-
Britannia Industries Ltd. (FV Rs. 30)	4	6,485	-	-
BSE Ltd. (FV Rs. 2)	2	1,679	2	1,679
C M I LIMITED	1	123	-	-
C Mahendra Exports Ltd.	2	3	-	-
Cadila Healthcare Ltd. (FV Rs. 1)	5	1,342	-	-
Calcom Vision Ltd	1	24	-	-
Camlin Fine Sciences Limited (FV Rs. 1)	1	99	1	99
Canara Bank	1	202	-	-
Canfin Homes Ltd (FV of Rs. 2/-)	5	1,201	5	1,201
Capaci'e Infraprojects Ltd.	2	589	2	589
Caplin Point Laboratories Ltd. (FV Rs. 2)	2	809	2	809
Capri Global Capital Limited (FV Rs. 2)	1	174	-	-



Caprihans India Ltd	1	56	-	-
Carborundum Universal Ltd. (FV Rs. 1)	1	340	-	-
CARE Ratings Ltd.	1	660	-	-
Castex Technologies Ltd. (FV Rs. 2)	1	0	-	-
Castrol India Ltd. (FV Rs. 5)	4	520	-	-
Cat Technologies Ltd	1	1	-	-
CCL Products India Ltd. (FV Rs. 2)	2	597	2	597
CEAT Ltd	1	911	1	911
Celebrity Fashions Limited	1	7	-	-
Central Bank of India	1	18	-	-
Central Depository Services (India) Ltd.	2	558	2	558
Centrum Capital Ltd. (FV Rs. 1)	2	113	2	113
Centum Electronics Ltd	1	582	1	582
Century Enka Ltd	1	222	1	222
CENTURY PLYBOARDS INDIA LIMITED (FV Rs. 1)	1	186	1	186
Century Textiles & Industries Ltd.	1	613	-	-
Cera Sanitaryware Ltd.	1	2,132	1	2,132
CESC Ltd.	2	1,490	-	-
CG Power and Industrial Solutions Ltd. (FV Rs. 2)	1	10	-	-
Chalet Hotels Limited	1	318	-	-
Chambal Fertilisers & Chemicals Ltd.	1	181	-	-
CHD Developers Ltd (FV Rs. 2)	1	4	-	-
Chennai Petroleum Corporation Ltd.	1	129	-	-
Chennai Super Kings Cricket Ltd. (FV Rs. 0.10)	1	-	-	-
Ugro Capital Limited	1	200	-	-
Cholamandalam Investment & Finance Company Ltd. (FV Rs. 2)	1	282	-	-
Cholamandalam Financial Holdings Ltd. (FV Rs. 1)	1	549	-	-
Cholamandalam Investment & Finance Company Ltd. (FV Rs. 2)	6	1,687	-	-
CIL Nova Petrochemicals Ltd	1	13	-	-
Cipla Ltd. (FV Rs. 2)	1	451	-	-
City Union Bank Ltd. (FV Rs. 1)	1	234	-	-
CL Educate Limited	1	108	-	-
Clariant Chemicals (India) Ltd.	1	393	-	-
Claris Lifesciences Ltd.	1	397	-	-
Coal India Ltd.	1	188	-	-
Cochin Shipyard Ltd.	2	977	2	977
Coffee Day Enterprises Limited	1	263	1	263
Colgate-Palmolive (India) Ltd. (FV Rs. 1)	2	2,792	-	-
Container Corporation of India Ltd. (FV Rs. 5)	2	1,146	-	-
Control Print Ltd	1	245	-	-
CORE Education & Technologies Ltd. (FV Rs. 2)	1	2	-	-
Coromandel International Ltd. (FV Rs. 1)	1	621	-	-
Corporation Bank (FV Rs. 2)	5	115	-	-
CORAL LABORATORIES	1	203	-	-
Cosmo Films Ltd	1	230	-	-
Cox & Kings Ltd. (FV Rs. 5)	1	1	-	-
CREDITACCESS GRAMEEN LIMITED EQ	1	551	-	-
Crisil Ltd. (FV Rs. 1)	1	1,701	-	-
Crompton Greaves Consumer Electricals Limited	2	404	1	137
Cummins India Ltd. (FV Rs. 2)	1	585	-	-
Cyient Ltd. (FV Rs. 5)	1	487	-	-
D B Realty Ltd.	1	10	-	-
Dabur India Ltd. (FV Rs. 1)	1	479	-	-
Dalmia Bharat Ltd. (Formerly Odisha Cement Limited) (FV Rs. 2)	4	4,295	2	2,540
DALMIA BHARAT SUGAR AND INDUSTRIES LTD.(Earlier name Dalmia Cement (Bharat) Ltd) (FV Rs. 2)	1	104	1	104
DATAMATICS TECHNOLOGIES LTD	1	97	-	-
DB Corp Ltd.	1	139	-	-
DCB Bank Ltd.	1	174	-	-
DCM Shriram Limited (FV Rs. 2)	1	207	1	207
DCW Ltd (FV Rs. 2)	1	16	-	-
Deccan Cements Ltd. (FV Rs. 5)	2	888	2	888
Deccan Chronicle Holdings Ltd. (FV Rs. 2)	1	-	-	-
Deepak Fertilisers & Petrochemicals Corporation Ltd.	1	110	-	-
Deepak Nitrite Ltd. (FV Rs. 2)	2	463	2	463
Delta Corp Ltd. (FV Rs. 1)	1	177	-	-
Den Networks Ltd.	1	51	-	-
Dewan Housing Finance Corporation Ltd.	2	27	-	-
DFM Foods Ltd (FV Rs. 2)	1	282	-	-
Dhampur Sugar Mills Ltd	1	197	-	-
Dhanlaxmi Bank Ltd.	1	15	-	-
Dhanuka Agritech Ltd (FV Rs. 2)	1	670	1	670
Dhunseri Investments Limited	1	241	-	-
Dhunseri Tea & Industries Limited	1	292	1	292
DIC INDIA LIMITED	1	347	-	-
Dilip Buildcon Ltd.	2	1,679	2	1,679




DISA India Ltd.	1	3,910	1	3,910
Dish TV India Ltd.	1	13	-	-
DISHMAN CARBOGEN AMCIS LIMITED (Earlier name Dishman Pharmaceuticals And Chemicals Ltd)	3	755	3	755
Divi's Laboratories Ltd. (FV Rs. 2)	2	3,918	-	-
Dixon Technologies (India) Ltd.	2	6,513	2	6,513
DLF Ltd. (FV Rs. 2)	1	255	-	-
D-Link (India) Ltd.	2	181	2	181
Dollar Industries Ltd. (FV Rs. 2)	2	651	2	651
Donear Industries Ltd. (FV Rs. 2)	2	94	2	94
DQ Entertainment (International) Ltd.	1	27	1	27
Dr. Lal PathLabs Limited	1	998	1	998
Dr. Reddy's Laboratories Ltd. (FV Rs. 5)	1	3,155	-	-
Dredging Corporation of India Ltd	1	412	1	412
Dwarikesh Sugar Industries Ltd. (FV of Rs. 1/-)	10	247	10	247
Dynamatic Technologies Ltd	1	2,530	1	2,530
Dynemic Products Limited	1	128	-	-
EASUN REYROLLE RELAYS & D (FV Rs. 2)	1	5	-	-
eClerx Services Ltd.	1	626	-	-
Edelweiss Financial Services Ltd. (FV Rs. 1)	1	94	-	-
Educomp Solutions Ltd. (FV Rs. 2)	1	-	-	-
Eicher Motors Ltd.	1	20,340	-	-
EID Parry (India) Ltd. (FV Rs. 1)	1	227	-	-
EIH ASSOCIATED HOTELS LTD	1	369	-	-
EIH Ltd. (FV Rs. 2)	1	142	-	-
Eimco Elecon (India) Ltd	1	405	-	-
Elder Pharmaceuticals Ltd.	1	38	-	-
Elecon Engineering Company Ltd. (FV Rs. 2)	1	37	-	-
Electrosteel Castings Ltd. (FV Rs. 1)	1	15	-	-
Elgi Equipments Ltd. (FV Rs. 1)	1	256	-	-
Elpro International Ltd (FV Rs. 1)	1	46	-	-
Emami Realty Limited	1	53	-	-
Emami Ltd. (FV Rs. 1)	2	600	-	-
EMAMI PAPER MILLS LIMITED (FV Rs. 2)	1	103	-	-
Endurance Technologies Ltd.	2	2,506	2	2,506
Engineers India Ltd. (FV Rs. 5)	2	191	-	-
Enkei Wheels (India) Limited	1	395	-	-
Entertainment Network (India) Ltd.	1	250	-	-
EQUITAS HOLDINGS PRIVATE LIMITED	1	185	1	185
Era Infra Engineering Ltd. (FV Rs. 2)	1	2	-	-
Eris Lifesciences Ltd. (FV Rs. 1)	2	1,577	2	1,577
Eros International Media Ltd.	1	14	-	-
Esab India Ltd	1	593	1	593
Escorts Ltd.	1	818	-	-
Ess Dee Aluminium Ltd.	1	2	-	-
Nayara Energy Limited	1	263	-	-
Essel Propack Limited (FV Rs. 2)	2	189	2	189
Eveready Industries India Ltd (FV Rs. 5)	1	255	1	255
Everest Industries Ltd	1	427	-	-
Everest Kanto Cylinder Ltd. (FV Rs. 2)	1	28	-	-
Everonn Education Ltd.	1	12	-	-
SUMITOMO Chemical India Limited	1	3,010	-	-
Excel Industries Ltd (FV Rs. 5)	1	971	-	-
Exide Industries Ltd. (FV Rs. 1)	1	200	-	-
Fairchem Speciality Ltd.	2	826	2	826
FDC Ltd. (FV Rs. 1)	1	228	-	-
The Federal Bank Ltd. (FV Rs. 2)	10	930	-	-
Federal-Mogul Goetze (India) Limited	1	346	1	346
THE FERTILISERS & CHEMICALS TRAVANCORE LTD	1	38	-	-
Fiem Industries Limited	1	838	1	838
Filatex India Ltd (FV Rs. 2)	1	41	-	-
Fine Organics Industries Limited (FV Rs. 5)	1	1,411	-	-
Finkurve Financial Services Limited (FV Rs. 1)	1	35	-	-
Finolex Cables Ltd (FV Rs. 2)	1	372	1	372
Finolex Industries Ltd.	1	564	-	-
Firstsource Solutions Ltd.	1	45	-	-
CMJ FPE Limited (Earlier name Flat Products Equipments (India) Ltd)	1	794	-	-
Flexituff Ventures International Limited	1	204	1	204
Forbes & Company Ltd	1	1,801	-	-
Force Motors Limited (Earlier name Bajaj Tempo Ltd)	1	2,931	1	2,931
Fortis Healthcare Ltd.	1	156	-	-
Foseco India Ltd	1	1,301	-	-
Fresenius Kabi Oncology Ltd.	1	133	-	-
Freshrop Fruits Ltd	1	118	-	-
Future Consumer Ltd. (FV Rs. 6)	1	23	-	-



FUTURE ENTERPRISES LIMITED (Earlier name Pantaloon Retail India Ltd - NPP) (FV Rs. 2)	2	41	1	18
Future Lifestyle Fashions Limited	1	115	1	115
Future Retail Ltd.	1	329	-	-
Future Supply Chain Solutions Ltd.	2	1,378	2	1,378
G M Breweries Ltd.	2	1,627	2	1,627
Gabriel India Ltd (FV Rs. 1)	1	91	1	91
GAIL (India) Ltd.	2	246	-	-
Galaxy Surfactants Ltd.	2	2,722	2	2,722
Gammon India Ltd. (FV Rs. 2)	1	1	-	-
Gammon Infrastructure Projects Limited (FV Rs. 2)	1	5	1	5
Gandhi Special Tubes Ltd (FV Rs. 5)	1	407	-	-
Butterfly Gandhimathi Appliances Ltd	1	164	-	-
Ganesh Housing Corporation Ltd	1	50	-	-
Garden Reach Shipbuilders & Engineers Limited	1	121	-	-
Garware Technical Fibres Ltd.	2	1,890	2	1,890
Gateway Distriparks Ltd.	1	140	-	-
Gati Ltd (FV Rs. 2)	1	162	1	162
GAYATRI HIGHWAYS LIMITED (F.V. Rs. 2/-)	5	-	5	-
Gayatri Projects Limited (FV Rs. 2)	5	603	5	603
GB Global Ltd.	1	8	-	-
GE Power India Ltd.	1	687	-	-
GE T&D India Ltd. (FV Rs. 2)	1	174	-	-
General Insurance Corporation of India	4	1,423	4	1,423
GENESYS INTL CORPN LTD (FV Rs. 5)	1	98	-	-
Genus Power Infrastructures Ltd (FV Rs. 1)	1	23	-	-
Geodesic Ltd. (FV Rs. 2)	1	-	-	-
Geojit Financial Services Ltd (FV Rs. 1)	1	41	1	41
GFL Ltd. (FV Rs. 1)	1	141	-	-
GHCL Limited	1	172	1	172
GIC Housing Finance Ltd	1	287	1	287
Gillanders Arbuthnot & Co. Ltd	1	46	-	-
Gillette India Ltd.	1	6,260	-	-
Gitanjali Gems Ltd.	1	1	-	-
GKW Ltd	1	613	-	-
GlaxoSmithKline Consumer Healthcare Ltd.	1	8,943	-	-
GlaxoSmithKline Pharmaceuticals Ltd.	2	3,350	-	-
Glenmark Pharmaceuticals Ltd. (FV Rs. 1)	1	320	-	-
Global Offshore Services Ltd.	1	170	1	170
Glodyne Technoserve Ltd. (FV Rs. 6)	1	-	-	-
GMM Pfaudler Ltd. (FV Rs. 2)	2	1,593	2	1,593
GMR Infrastructure Ltd.	1	23	-	-
GNA Axles Ltd.	2	999	2	999
Goa Carbon Ltd	1	349	-	-
GOCL Corporation Ltd. (FV Rs. 2)	2	880	2	880
Godawari Power And Ispat Limited	1	216	-	-
Godfrey Phillips India Ltd. (FV Rs. 2)	5	5,906	-	-
Godrej Agrovet Ltd.	2	1,276	2	1,276
Godrej Consumer Products Ltd. (FV Rs. 1)	3	2,051	-	-
Godrej Industries Ltd. (FV Rs. 1)	1	426	-	-
Godrej Properties Ltd. (FV Rs. 5)	2	2,176	-	-
GOKAK TEXTILES	1	19	-	-
Gokaldas Exports Ltd. (FV Rs. 5)	2	176	2	176
GOL Offshore Ltd.	1	10	-	-
Goodricke Group Ltd	1	181	-	-
Goodyear India Ltd.	2	2,224	2	2,224
Gopala Polypplast Ltd	1	31	-	-
Risa International Limited	1	1	-	-
GP Petroleums Ltd.	2	150	2	150
GPT INFRAPROJECTS LIMITED	1	50	-	-
GRANULES INDIA LIMITED (FV Rs. 1)	1	146	1	146
Graphite India Ltd. (FV Rs. 1)	1	300	-	-
Grasim Industries Ltd. (FV Rs. 2)	6	4,748	-	-
Grauer & Weil (India) Ltd (FV Rs. 1)	1	56	-	-
Gravita India Ltd. (FV Rs. 2)	1	61	-	-
The Great Eastern Shipping Company Ltd.	1	316	-	-
Greaves Cotton Ltd. (FV Rs. 1)	1	138	-	-
Greenply Industries Ltd (FV Rs. 1)	1	236	1	236
Grindwell Norton Ltd (FV Rs. 5)	2	688	2	688
Zodiac Ventures Limited	1	35	-	-
GTL Infrastructure Ltd.	1	0	-	-
GTL Ltd.	1	1	-	-
GTPL Hathway Ltd.	2	268	2	268
Gujarat Alkalies & Chemicals Ltd.	1	409	-	-
Gujarat Ambuja Exports Ltd. (FV Rs. 2)	2	410	2	410
HIM TEKNOFORGE LIMITED	1	72	-	-



Gujarat Fluorochemicals Ltd.	1	601	-	-
Gujarat Gas Ltd. (FV Rs. 2)	5	1,442	-	-
Gujarat Industries Power Co Ltd	1	91	1	91
Gujarat Mineral Development Corporation Ltd. (FV Rs. 2)	1	62	-	-
Gujarat Narmada Valley Fertilizers & Chemicals Ltd.	1	195	-	-
Gujarat NRE Coke Ltd.	1	1	-	-
Gujarat Petrosynthese Ltd.	2	54	2	54
Gujarat Pipavav Port Ltd.	1	88	-	-
Gujarat Raffia Industries Ltd	1	16	-	-
Setco Automotive Ltd	1	20	-	-
Gujarat State Fertilizer & Chemicals Ltd. (FV Rs. 2)	5	461	-	-
Gujarat State Petronet Ltd.	1	255	-	-
Gulf Oil Lubricants India Limited (FV Rs. 2)	1	550	1	550
GVK Power & Infrastructure Ltd. (FV Rs. 1)	1	4	-	-
HARITA SEATING SYSTEMS LTD (BSE INDONEXT)	1	441	-	-
Harrisons Malayalam Ltd	1	71	-	-
Haryana Capfin Ltd	1	44	-	-
Hathway Cable & Datacom Ltd. (FV Rs. 2)	5	97	-	-
Hatsun Agro Products Ltd. (FV Rs. 1)	2	1,417	2	1,417
Havells India Ltd. (FV Rs. 1)	5	3,035	-	-
Hawkins Cookers Ltd.	2	5,511	2	5,511
HBL Power Systems Limited (FV Rs. 1)	1	35	1	35
HCL Infosystems Ltd. (FV Rs. 2)	1	7	-	-
HCL Technologies Ltd. (FV Rs. 2)	4	2,431	-	-
HDFC Asset Management Company Limited (FV Rs. 5)	1	1,896	-	-
HDFC Bank Ltd. (FV Rs. 1)	2	2,484	-	-
HDFC Life Insurance Company Ltd.	2	967	2	967
Healthcare Global Enterprises Ltd.	2	556	2	556
HEG Ltd.	1	1,067	-	-
HEIDELBERGCEMENT INDIA LIMITED (Earlier name Mysore Cements Ltd)	1	114	1	114
Heritage Foods Limited (FV of Rs. 5/-)	2	528	2	528
Hero MotoCorp Ltd. (FV Rs. 2)	1	2,482	-	-
Hester Pharmaceuticals Ltd	1	1,740	-	-
Hexa Tradex Limited	1	14	-	-
Hexaware Technologies Ltd. (FV Rs. 2)	1	363	-	-
HFCL Ltd. (FV Rs. 1)	1	17	-	-
HG Infra Engineering Ltd.	2	609	2	609
Hikal Ltd (FV Rs. 2)	1	173	-	-
Himadri Speciality Chemical Ltd. (FV Rs. 1)	1	68	-	-
Himatsingka Seide Ltd (FV Rs. 5)	1	241	1	241
Hindalco Industries Ltd. (FV Rs. 1)	1	193	-	-
Hinduja Global Solutions Limited	1	418	1	418
NXTDIGITAL LIMITED	1	416	1	416
Hindustan Aeronautics Ltd.	2	2,043	2	2,043
Hindustan Construction Company Ltd. (FV Rs. 1)	1	11	-	-
Hindustan Copper Ltd. (FV Rs. 5)	1	43	-	-
Hindustan Foods Ltd	1	425	-	-
Hindustan Media Ventures Limited	1	284	1	284
Hindustan Oil Exploration Company Ltd.	1	105	-	-
Hindustan Petroleum Corporation Ltd.	4	960	-	-
Hindustan Unilever Ltd. (FV Rs. 1)	1	2,058	-	-
Hindustan Zinc Ltd. (FV Rs. 2)	1	195	-	-
Hindustan National Glass & Industries Ltd (FV Rs. 2)	1	30	-	-
HLV Ltd. (FV Rs. 2)	1	6	-	-
HMT Ltd.	1	14	-	-
Honda Suel Power Products Ltd	1	1,221	1	1,221
Honeywell Automation India Ltd.	1	27,894	-	-
Housing and Urban Development Corporation Ltd.	2	114	2	114
Housing Development & Infrastructure Ltd.	1	3	-	-
Housing Development Finance Corporation Ltd. (FV Rs. 2)	1	2,415	-	-
HPL Electric & Power Ltd.	2	191	2	191
HSIL Ltd. (FV Rs. 2)	1	54	-	-
HT Media Ltd. (FV Rs. 2)	1	16	-	-
Huhtamaki PPL Limited (FV Rs. 2)	1	270	1	270
Hyderabad Industries Ltd	1	1,561	-	-
I G Petrochemicals Ltd	1	286	-	-
ICICI Bank Ltd. (FV Rs. 2)	5	2,661	-	-
ICICI Lombard General Insurance Company Ltd.	2	1,453	2	1,453
ICICI Prudential Life Insurance Company Ltd.	2	831	2	831
ICICI Securities Ltd. (FV Rs. 5)	2	722	2	722
ICRA Ltd.	1	2,902	-	-
IDBI Bank Ltd.	1	34	-	-
IDFC First Bank Ltd.	14	571	-	-
IDFC Ltd.	1	34	-	-
IFB Agro Industries Ltd	1	392	-	-



IFB INDUSTRIES LTD.	1	348	1	348
IFCI Ltd.	1	6	-	-
IFGL Refractories Ltd	3	548	3	548
Igarashi Motors India Ltd.	2	1,557	2	1,557
IIFL Finance Ltd. (FV Rs. 2)	1	170	-	-
IIFL Securities Ltd. (FV Rs. 2)	1	51	-	-
IL&FS ENGINEERING AND CONSTRUCTION COMPANY LIMITED (Earlier name) Maytas Infra Limited	1	45	1	45
IL&FS Transportation Networks Ltd.	1	2	-	-
India Cements Ltd.	1	83	-	-
India Glycols Ltd	1	89	1	89
India Motor Parts and Accessories Limited	1	870	-	-
INDIA STEEL WORKS LTD (FV Rs. 1)	1	1	-	-
India Tourism Development Corporation Ltd.	2	753	2	753
Indiabulls Housing Finance Ltd. (FV Rs. 2)	1	308	-	-
RattanIndia Infrastructure Limited	1	2	-	-
Indiabulls Real Estate Ltd.	1	102	-	-
INDIABULLS VENTURES LIMITED (Earlier name INDIABULLS SECURITIES EQUITY)	1	19	1	19
Indiabulls Integrated Services Limited	1	202	-	-
INDIAMART INTERMESH LIMITED	1	1,182	-	-
Indian Bank	1	103	-	-
Indian Energy Exchange Ltd. (FV Rs. 1)	20	3,194	20	3,194
The Indian Hotels Company Ltd. (FV Rs. 1)	1	141	-	-
The Indian Hume Pipe Company Ltd	2	364	2	364
Indian Infotech & Software Ltd. (FV Rs. 1)	1	0	-	-
INDIAN METALS & FERRO ALLOYS LTD	1	146	1	146
Indian Oil Corporation Ltd.	4	469	-	-
Indian Overseas Bank	1	10	-	-
Indian Terrain Fashions Limited (FV Rs. 2)	1	157	1	157
Indo Count Industries Ltd (FV Rs. 2)	5	937	5	937
Indo Rama Synthetics (India) Ltd	1	28	-	-
Indo Tech Transformers Limited	1	103	-	-
Indoco Remedies Ltd (FV Rs. 2)	1	289	1	289
Indostar Capital Finance Ltd.	2	1,167	2	1,167
INDRAORASTHA MEDICAL CORP.	1	39	-	-
Indraprastha Gas Ltd. (FV Rs. 2)	5	2,588	-	-
Ind-Swift Laboratories Ltd	1	33	-	-
Ind-Swift Ltd (FV Rs. 2)	1	4	-	-
IndusInd Bank Ltd.	1	1,232	-	-
The Industrial & Prudential Investment Company Ltd	1	1,011	-	-
INEOS Styrolution India Limited	1	476	-	-
Infibeam Avenues Ltd. (FV Rs. 1)	2	324	2	324
Infinite Computer Solutions (India) Ltd.	2	916	2	916
Info Edge (India) Ltd.	2	5,649	-	-
Infosys Ltd. (FV Rs. 5)	8	6,246	-	-
Ingersoll-Rand (India) Ltd.	1	659	-	-
Innovative Tech Pack Ltd (FV Rs. 1)	1	17	-	-
INOX Leisure Limited	1	230	1	230
Inox Wind Limited	1	253	1	253
Insecticides India Limited	1	621	-	-
Intellect Design Arena Ltd.	1	171	-	-
International Conveyors Limited (FV Rs. 1)	1	30	-	-
InterGlobe Aviation Limited	1	1,005	1	1,005
Intrasoft Technologies Limited	1	127	-	-
Ion Exchange (India) Ltd	1	649	-	-
Ipca Laboratories Ltd. (FV Rs. 2)	1	1,275	-	-
IRB Infrastructure Developers Ltd.	1	110	-	-
ISGEC Heavy Engineering Ltd. (FV Rs. 1)	20	11,034	20	11,034
Axiscades Engineering Technologies Ltd	1	64	-	-
ITC Ltd. (FV Rs. 1)	1	234	-	-
ITD Cementation India Limited (FV Rs. 1)	1	134	1	134
ITI Ltd.	2	161	2	161
IVP Ltd	1	86	-	-
IVRCL Ltd. (FV Rs. 2)	1	0	-	-
J B Chemicals & Pharmaceuticals Ltd. (FV Rs. 2)	1	499	-	-
J. Kumar Infraprojects Limited (FV Rs. 5)	1	245	1	245
Jagran Prakashan Ltd. (FV Rs. 2)	1	70	-	-
JAI BALAJI INDUSTRIES	1	29	-	-
Jai Corp Ltd. (FV Rs. 1)	1	111	-	-
JAIN IRRIGATION SYSTEMS LTD EQ NEW NPP Rs2	1	20	-	-
Jain Irrigation Systems Ltd. (FV Rs. 2)	1	7	-	-
Jai Prakash Associates Ltd. (FV Rs. 2)	1	2	-	-
Jai Prakash Power Ventures Ltd.	1	2	-	-
The Jammu & Kashmir Bank Ltd. (FV Rs. 1)	10	274	-	-
Jamna Auto Industries Ltd. (FV Rs. 1)	2	181	2	181



Jay Bharat Maruti Ltd. (FV Rs. 5)	2	913	2	913
Jayashree Tea & Industries Ltd (FV Rs. 5)	1	57	-	-
Jaypee Infratech Ltd.	1	1	-	-
Jaysynth Dyestuff (India) Ltd (FV Rs. 1)	1	58	-	-
JBF Industries Ltd.	1	9	-	-
JBH AUTO LTD (FV Rs. 5)	1	242	-	-
Automotive Stampings & Assemblies Ltd	1	46	-	-
Jeevan Scientific Technology Limited	1	29	-	-
Jenbukt Pharmaceutical	1	546	-	-
Jet Airways (India) Ltd.	1	31	-	-
Jindal Cotex Limited	1	2	-	-
Jindal Drilling & Industries Ltd (FV Rs. 5)	1	105	-	-
Jindal Poly Films Ltd.	1	240	-	-
Jindal Saw Ltd. (FV Rs. 2)	1	93	-	-
Jindal Stainless (Hisar) Ltd.	1	76	-	-
Jindal Stainless Ltd.	1	41	-	-
Jindal Steel & Power Ltd. (FV Rs. 1)	1	176	-	-
Jindal Worldwide Ltd (FV Rs. 1)	1	77	-	-
JITF Infralogistics Ltd.	2	49	2	49
JK Cement Ltd.	1	1,382	-	-
JK Lakshmi Cement Ltd. (FV Rs. 5)	1	356	-	-
JK Paper Ltd.	2	258	2	258
JAYKAY Enterprises Ltd	1	5	-	-
JK Tyre & Industries Limited (FV Rs. 2)	1	93	1	93
JM Financial Ltd. (FV Rs. 1)	1	104	-	-
JMC Projects (India) Ltd. (FV Rs. 2)	10	1,247	10	1,247
Johnson Controls-Hitachi Air Conditioning India Ltd	1	1,294	1	1,294
JSW Energy Ltd.	1	64	-	-
JSW Holdings Ltd.	1	2,453	-	-
JSW Steel Ltd. (FV Rs. 1)	10	2,570	-	-
JTEKT INDIA LIMITED (Formerly known as Sona Koyo Steering Systems Ltd) (FV Rs. 1)	1	52	1	52
Jubilant Foodworks Ltd.	2	3,665	-	-
Jubilant Life Sciences Ltd. (FV Rs. 1)	2	1,087	-	-
Just Dial Limited	1	666	1	666
Jyothy Labs Ltd. (FV Rs. 1)	4	605	-	-
Jyoti Resins and Adhesives Ltd	1	130	-	-
Jyoti Structures Ltd. (FV Rs. 2)	1	3	-	-
K S Oils Ltd. (FV Rs. 1)	1	0	-	-
K.P.R. MILL LIMITED (FV Rs. 5)	2	953	2	953
Kajaria Ceramics Ltd. (FV Rs. 1)	2	1,154	-	-
Nagarjuna Fertilizers and Chemicals Ltd	1	5	-	-
Kalpataru Power Transmissions Ltd. (FV Rs. 2)	1	436	-	-
Kalyani Investment Company Limited	1	1,761	1	1,761
Kalyani Steels Ltd (FV Rs. 5)	1	195	1	195
Kamanwala Housing Construction Ltd	1	7	-	-
Kamdhenu Ispat Limited	1	174	-	-
Kansai Nerolac Paints Ltd. (FV Rs. 1)	10	5,120	-	-
The Karnataka Bank Ltd.	1	75	-	-
Karuturi Global Ltd. (FV Rs. 1)	1	0	-	-
Kaveri Seed Company Ltd. (FV Rs. 2)	5	2,386	-	-
KAVERI TELE (BSE INDONEXT)	1	6	-	-
Kaya Ltd.	2	1,814	2	1,814
KCP LTD (FV Rs. 1)	1	94	1	94
KCP Sugar & Industries Corporation Ltd (FV Rs. 1)	1	14	-	-
KEC International Ltd. (FV Rs. 2)	1	348	-	-
KEI Industries Ltd (FV Rs. 2)	1	109	1	109
Kellton Tech Solutions Ltd. (FV Rs. 5)	2	108	2	108
Kemrock Industries & Exports Ltd.	1	9	-	-
Kennametal India Ltd	1	1,157	-	-
Kesoram Industries Ltd.	1	54	-	-
Kewal Kiran Clothing Limited	1	1,810	1	1,810
KGN Enterprises Ltd.	1	7	-	-
KGN Industries Ltd. (FV Rs. 1)	2	4	2	4
Khadim India Ltd.	2	1,559	2	1,559
Kingfisher Airlines Ltd.	1	1	-	-
KIOCL Ltd.	2	401	2	401
Kiri Industries Limited	1	523	-	-
Kirloskar Brothers Ltd. (FV Rs. 2)	1	145	-	-
Kirloskar Ferrous Industries Ltd (FV Rs. 5)	1	81	-	-
Kirloskar Industries Limited	1	815	-	-
Kirloskar Oil Engines Ltd.	1	148	-	-
Kirloskar Pneumatic Company Ltd (FV Rs. 2)	1	190	-	-
Kitex Garments Ltd (FV Rs. 1)	1	479	1	479
KNR Constructions Limited (FV Rs. 2)	5	575	5	575
Kolte-Patil Developers Ltd	1	134	1	134



Kotak Mahindra Bank Ltd. (FV Rs. 5)	2	3,257	-	-
KOVAI MEDICAL CENTER & HOS LTD	1	741	-	-
Kovilpatti Lakshmi Roller Flour Mills Ltd	1	37	-	-
KPIT Technologies Ltd.	1	100	-	-
KRBL (FV Rs. 1)	1	279	1	279
KRIDHAN INFRA LIMITED (FV Rs. 2)	1	11	-	-
Kriti Nutrients Limited	1	24	-	-
ADC India Communications Ltd	1	211	-	-
KSB Ltd	1	696	1	696
KSK Energy Ventures Ltd.	1	1	-	-
KSS Limited (FV Rs. 1)	1	0	-	-
KUSHAL LIMITED (FV Rs. 2)	1	16	-	-
Kwality Ltd. (FV Rs. 1)	1	2	-	-
L G Balakrishnan & Bros Ltd	2	497	2	497
L&T Finance Holdings Ltd.	1	117	-	-
L&T Technology Services Ltd.	2	2,700	2	2,700
LT Foods Limited	1	23	-	-
La Opala RG Ltd (F.V. Rs. 2/-)	2	551	2	551
Lakshmi Machine Works Ltd.	1	3,295	-	-
LAMBODHARA TEXTILES LIMITED (FV Rs. 5)	2	82	-	-
Lanco Infratech Ltd. (FV Rs. 1)	1	0	-	-
Larsen & Toubro Infotech Ltd.	2	3,314	2	3,314
Larsen & Toubro Ltd. (FV Rs. 2)	1	1,370	-	-
LASA SUPERGENERICS LIMITED EQ	1	-	1	-
Laurus Labs Ltd.	2	935	2	935
Leel Electricals Ltd.	2	273	2	273
Lemon Tree Hotels Ltd.	2	155	2	155
LJC Housing Finance Ltd. (FV Rs. 2)	1	441	-	-
Lime Chemicals Ltd	1	33	-	-
Linde India Ltd.	1	759	-	-
LKP Finance	1	71	-	-
LKP Securities Limited (FV Rs. 2)	1	8	-	-
Lovable Lingerie Ltd.	1	75	-	-
Lumax Auto Technologies Limited (FV Rs. 2)	5	674	5	674
LUMAX AUTOMOTIVE SYSTEMS LTD	1	36	1	36
Lumax Industries Ltd.	2	4,504	2	4,504
Lupin Ltd. (FV Rs. 2)	1	728	-	-
Lux Industries Limited (FV Rs. 2)	1	1,286	-	-
Greycells Education Limited	1	45	-	-
M M Forgings Ltd	1	516	-	-
Anik Industries Limited	1	13	-	-
Madhav Marbles & Granites Ltd	1	38	-	-
Magadh Sugar & Energy Limited	1	185	-	-
Magma Fincorp Ltd. (FV Rs. 2)	1	60	-	-
Magna Electrocasting Ltd	1	195	-	-
Mahanagar Gas Ltd.	2	1,635	2	1,635
Mahanagar Telephone Nigam Ltd.	1	11	-	-
Maharashtra Scooters Ltd	1	1,420	1	1,420
Maharashtra Seamless Ltd. (FV Rs. 5)	1	390	-	-
Mahindra & Mahindra Financial Services Ltd. (FV Rs. 2)	5	1,843	-	-
Mahindra & Mahindra Ltd. (FV Rs. 5)	2	1,136	-	-
MAHINDRA CIE AUTOMOTIVE LIMITED(Earlier name Mahindra Forgings Ltd)	1	204	1	204
Mahindra Holidays & Resorts India Ltd.	1	237	-	-
Mahindra Lifespace Developers Ltd.	1	410	-	-
Mahindra Logistics Ltd.	2	1,154	2	1,154
MAITHAN ALLOYS LIMITED	1	591	-	-
Majesco Limited (FV Rs. 5)	1	532	-	-
Makers Laboratories Ltd	1	45	-	-
Man Infraconstruction Limited (FV Rs. 2)	1	31	-	-
Manaksia Limited (FV Rs. 2)	1	38	-	-
Manaksia Steels Limited	1	19	-	-
Manali Petrochemicals Limited (FV Rs. 5)	1	23	-	-
Manappuram Finance Ltd. (FV Rs. 2)	1	191	-	-
Mangalam Cement Ltd	1	303	1	303
Mangalam Organics Ltd.	2	420	2	420
Mangalore Chemicals & Fertilizers Ltd	1	37	-	-
Mangalore Refinery And Petrochemicals Ltd.	1	45	-	-
Manpasand Beverages Ltd.	2	395	2	395
Mansi Finance (Chennai) Ltd	1	36	-	-
Manugraph India Ltd (FV Rs. 2)	1	20	-	-
Lerthal Finance Limited	1	333	-	-
Marico Ltd. (FV Rs. 1)	2	675	-	-
MARKANS PHARMA LTD (FV Rs. 1)	1	45	1	45
Maruti Suzuki India Ltd.	1	7,020	-	-
Mas Financial Services Ltd.	2	1,213	2	1,213



Mastek Ltd (FV Rs. 5)	1	487	-	-
Matrimony.com Ltd. (FV Rs. 5)	2	1,483	2	1,483
Max Financial Services Ltd. (FV Rs. 2)	1	500	-	-
Max India Ltd.	1	87	-	-
Max Ventures and Industries Limited	1	48	-	-
Mayur Uniquoters Ltd (FV Rs. 5)	1	456	1	456
MBL Infrastructures Limited	1	125	1	125
McLeod Russel (India) Ltd.	1	5	-	-
McNally Bharat Engineering Co	1	74	1	74
MEDICOMEN BI	1	471	-	-
Megasoft Ltd	1	13	1	13
Meghmani Organics Ltd.	2	178	2	178
Menon Bearings Ltd (FV Rs. 1)	1	77	-	-
MEP Infrastructure Developers Limited	1	39	1	39
Mercator Ltd. (FV Rs. 1)	1	1	-	-
Procter & Gamble Health Limited	1	745	1	745
METALYST FORGINGS LTD	1	47	1	47
Metropolis Healthcare Limited (FV Rs. 2)	1	996	-	-
Minda Corporation Limited (FV Rs. 2)	1	115	1	115
Minda Industries Ltd. (FV Rs. 2)	6	2,461	6	2,461
MindTree Ltd.	4	3,552	-	-
MIRC Electronics Ltd (FV Rs. 1)	1	18	-	-
Mirza International Ltd. (FV Rs. 2)	2	244	2	244
Mishra Dhatu Nigam Ltd.	2	289	2	289
MK EXIM (INDIA) LIMITED	1	12	-	-
MMTC Ltd. (FV Rs. 1)	1	21	-	-
Modisun Metals Ltd (FV Rs. 1)	1	45	-	-
MOIL Ltd.	2	310	-	-
Mold-Tek Plastics Limited (FV Rs. 5)	1	251	-	-
Monnet Ispat & Energy Ltd.	1	14	-	-
Monte Carlo Fashions Ltd	1	416	1	416
Morepen Laboratories Ltd (FV Rs. 2)	1	18	-	-
Motherson Sumi Systems Ltd. (FV Rs. 1)	1	139	-	-
Motilal Oswal Financial Services Ltd. (FV Rs. 1)	1	796	-	-
Motor & General Finance Ltd	1	45	-	-
Mphasis Ltd.	1	919	-	-
MPS LTD	1	698	1	698
MRF Ltd.	1	69,819	-	-
MSTC LIMITED EQ	1	92	-	-
MT Educare Limited	1	180	1	180
Mukand Ltd	1	53	-	-
Mukta Arts Ltd	1	39	-	-
Multi Commodity Exchange of India Ltd.	1	1,276	-	-
Multibase India Ltd.	2	1,153	2	1,153
Munjal Auto Industries Ltd	1	47	-	-
Munjal Showa Ltd (FV Rs. 2)	1	185	1	185
Music Broadcast Ltd. (FV Rs. 2) (2)	12	669	10	669
Muthoot Capital Services Ltd	1	718	-	-
Muthoot Finance Ltd.	1	773	-	-
MVL Ltd. (FV Rs. 1)	1	-	-	-
N.R.AGARWAL INDUSRT	1	225	-	-
NAGREEKA CAPITAL & INFRASTRUCTURE LIMITED	1	11	-	-
Nagreeka Exports Ltd (FV Rs. 5)	1	21	-	-
Narayana Hrudayalaya Limited	1	325	1	325
Natco Pharma Ltd. (FV Rs. 2)	5	3,249	-	-
Nath Bio Genes India Limited	1	431	-	-
National Aluminium Company Ltd. (FV Rs. 5)	1	44	-	-
National Fertilizers Ltd.	1	29	-	-
NATIONAL FITTINGS LIMITED	1	68	-	-
Nava Bharat Ventures Ltd. (FV Rs. 2)	2	148	-	-
Navin Flourine International Ltd (F.V. Rs. 2/-)	5	2,114	5	2,114
Navkar Corporation Limited	1	204	1	204
Navneet Education Ltd. (FV Rs. 2)	1	95	-	-
NBCC (India) Limited (FV Rs. 1)	2	390	2	390
NCC Ltd. (FV Rs. 2)	1	56	-	-
NCL Industries Ltd	1	136	-	-
Nectar Lifesciences Limited (FV Rs. 1)	1	16	-	-
NELCO Ltd	1	291	-	-
Neogen Chemicals Limited	2	740	-	-
Nesco Ltd. (FV Rs. 2)	5	3,612	-	-
Nestle India Ltd.	1	15,521	-	-
Network 18 Media & Investments Ltd.	1	27	-	-
Neuland Laboratories Ltd	1	821	1	821
New Delhi Television Ltd	1	97	1	97
Newgen Software Technologies Ltd.	2	521	2	521
NHPC Ltd.	1	25	-	-



NIIT Ltd. (FV Rs. 2)	1	99	-	-
NIIT Technologies Ltd.	1	1,849	-	-
NILA HOUSING AND INF (FV Rs. 1)	1	5	-	-
NILA SPACES LIMITED EQ	1	2	-	-
Nilkamal Ltd.	2	3,374	2	3,374
Nirlon Ltd.	1	245	1	245
NITCO LIMITED	1	34	-	-
Nitin Fire Protection Industries Ltd. (FV Rs. 2)	1	0	-	-
Nitin Spinners Ltd.	2	179	2	179
NLC India Ltd.	1	60	-	-
NMDC Ltd. (FV Rs. 1)	1	120	-	-
NOCIL Ltd.	1	52	1	52
Noida Toll Bridge Company Ltd.	1	4	-	-
Novartis India Ltd. (FV Rs. 5)	1	678	-	-
NPR Finance Ltd.	1	19	-	-
NRB Bearings Ltd. (FV Rs. 2)	3	493	2	333
NTPC Ltd.	2	128	-	-
Nucleus Software Exports Ltd	1	369	-	-
Swelect Energy Systems Limited	1	220	-	-
Oberoi Realty Ltd.	1	555	-	-
Oil And Natural Gas Corporation Ltd. (FV Rs. 5)	1	116	-	-
Oil India Ltd.	1	138	-	-
OK Play India Ltd	1	29	-	-
Omax Autos Ltd	1	51	-	-
Omaxe Ltd.	1	155	-	-
Omkar Speciality Chemicals Limited	1	175	1	175
OnMobile Global Ltd.	1	30	-	-
Opto Circuits India Ltd.	1	3	-	-
Oracle Financial Services Software Ltd. (FV Rs. 5)	1	2,865	-	-
Orbit Exports Ltd	2	227	2	227
Oricon Enterprises Ltd (FV Rs. 2)	1	21	-	-
Orient Cement Ltd.	1	81	-	-
Orient Electric Ltd.	1	237	-	-
Orient Paper & Industries Ltd. (FV Rs. 1)	1	25	-	-
Orient Refractories Limited	1	91	1	91
Oriental Bank of Commerce	1	51	-	-
Oriental Carbon & Chemicals Ltd	1	506	1	506
ORIENTAL HOTELS LTD (FV Rs. 1)	1	26	1	26
Oswal Agro Mills Ltd	1	8	-	-
Oswal Chemicals & Fertilizers Ltd	1	26	1	26
SVC Resources Limited	1	9	-	-
Page Industries Ltd.	1	24,425	-	-
Paisalo Digital Ltd.	1	274	-	-
Paired Technologies Limited	1	30	-	-
Alchemist Realty Limited	1	1	-	-
Panacea Biotech Ltd. (FV Rs. 1)	1	130	-	-
Panama Petrochem Ltd (FV Rs. 2)	1	103	-	-
Parag Milk Foods Ltd.	2	633	2	633
PS IT Infrastructure & Services Limited	1	38	-	-
Parenteral Drugs (India) Ltd	1	5	-	-
Parsvnath Developers Ltd.	1	2	-	-
Patel Engineering Ltd. (FV Rs. 1)	1	20	-	-
PC Jeweller Ltd.	2	45	-	-
PDS Multinational Fashions Limited	1	327	-	-
Peninsula Land Ltd. (FV Rs. 2)	1	5	-	-
Pennar Industries Ltd (FV Rs. 5)	2	197	2	197
Persistent Systems Ltd.	2	1,378	-	-
Petronet LNG Ltd.	2	539	-	-
Pfizer Ltd.	2	8,467	-	-
Phillips Carbon Black Ltd. (FV Rs. 2)	2	450	2	450
The Phoenix Mills Ltd.	1	874	-	-
PI Industries Ltd. (FV Rs. 1)	5	7,629	-	-
Pidilite Industries Ltd.(FV Rs. 1)	1	1,521	-	-
Pioneer Embroideries Ltd	1	24	-	-
Piramal Enterprises Ltd. (FV Rs. 2)	1	1,578	-	-
Pitti Engineering Ltd (FV Rs. 5)	1	48	-	-
Pix Transmission Ltd	1	179	-	-
PNB Housing Finance Ltd.	2	2,361	2	2,361
PNC Infratech Limited (FV Rs. 2)	5	570	5	570
PODDAR HOUSING AND DEVELOPMENT LIMITED (Earlier name Poddar Developers Limited)	1	936	1	936
Poddar Pigments Ltd	1	154	-	-
Pokarna Ltd. (FV Rs. 2)	2	310	2	310
Poly Medicure Ltd. (FV Rs. 5)	2	460	2	460
Polycab India Limited	1	601	-	-
Polyplex Corporation Ltd.	1	555	-	-



PONDY OXIDES..	1	235	-	-
PONNI SUGARS	1	133	-	-
Power Finance Corporation Ltd.	2	239	-	-
Power Grid Corporation of India Ltd.	1	194	-	-
Power Mech Projects Limited	1	581	1	581
PPAP Automotive Ltd.	2	1,122	2	1,122
Prabhat Dairy Limited	1	103	1	103
Praj Industries Ltd. (FV Rs. 2)	1	113	-	-
Prakash Industries Ltd.	1	48	-	-
Prataap Snacks Ltd. (FV Rs. 5)	2	2,341	2	2,341
Pratibha Industries Ltd (FV Rs. 2)	1	31	1	31
PRAXIS HOME RETAIL LIMITED EQ NEW FV RS. 5/-	1	108	-	-
Precision Camshafts Limited	1	136	1	136
Precision Wires India Ltd (FV Rs. 5)	1	191	-	-
Premier Explosives Ltd	1	361	1	361
Prestige Estates Projects Ltd.	1	375	-	-
Pricol Ltd.	3	233	3	233
Prime Focus Ltd. (FV Rs. 1)	1	42	-	-
Prime Securities Ltd (FV Rs. 5)	1	41	-	-
Prism Johnson Ltd.	1	70	-	-
Procter & Gamble Hygiene & Healthcare Ltd.	1	10,927	-	-
PSP Projects Ltd.	2	993	2	993
PTC India Financial Services Limited	1	37	1	37
PTC India Ltd.	1	59	-	-
Punj Lloyd Ltd. (FV Rs. 2)	1	1	-	-
Punjab & Sind Bank	1	20	-	-
Punjab Chemicals & Pharmaceuticals Ltd	1	641	-	-
Punjab National Bank (FV Rs. 2)	5	300	-	-
Puravankara Ltd.	1	68	-	-
Trescon Limited	1	82	-	-
Fiberweb India Limited	1	19	-	-
PVR Limited	1	940	1	940
Quess Corp Ltd.	2	2,294	2	2,294
Quick Heal Technologies Limited	1	253	1	253
R.P.P. INFRA PROJECTS LIMITED	1	131	-	-
Radico Khaitan Ltd. (FV Rs. 2)	1	400	-	-
Rail Vikas Nigam Limited	1	27	-	-
Rain Industries Ltd. (FV Rs. 2)	1	111	-	-
RAJAPAL MILLS	1	841	-	-
Rajesh Exports Ltd.(FV Rs. 1)	1	725	-	-
Rajoo Engineers Ltd(FV Rs. 1)	1	19	-	-
Rallis India Ltd.(FV Rs. 1)	1	230	-	-
Ramco Industries Ltd (FV Rs. 1)	1	122	1	122
Ramco Systems Ltd.	2	720	2	720
RAMINFO LIMITED	1	40	-	-
Ramkrishna Forgings Ltd	1	431	1	431
Rane Holdings Ltd.	2	4,428	2	4,428
Rashtriya Chemicals & Fertilizers Ltd.	1	55	-	-
Ratnamani Metals & Tubes Ltd (FV Rs. 2)	1	506	1	506
RattanIndia Power Ltd.	1	2	-	-
Ravalgaon Sugar Farm Ltd	1	2,191	-	-
Raymond Ltd.	1	648	-	-
RBL Bank Ltd.	2	1,021	2	1,021
REC Ltd.	2	296	-	-
Redington (India) Ltd. (FV Rs. 2)	1	118	-	-
REI Agro Ltd. (FV Rs. 1)	1	0	-	-
Relaxo Footwears Ltd (FV Rs. 1)	1	476	1	476
Reliance Capital Ltd.	1	9	-	-
Reliance Communications Ltd.	1	1	-	-
Reliance Home Finance Ltd.	1	2	-	-
Reliance Industrial InfraStructure Ltd.	1	406	-	-
Reliance Industries Ltd.	2	2,888	-	-
Reliance Infrastructure Ltd.	2	44	-	-
Reliance MediaWorks Ltd.	1	60	-	-
Reliance Naval and Engineering Ltd.	1	2	-	-
Nippon Life Asset Management Ltd.	2	437	2	437
Reliance Power Ltd.	1	2	-	-
Religare Enterprises Ltd.	1	43	-	-
Repco Home Finance Limited	1	780	1	780
Repro India Limited	1	525	-	-
Rico Auto Industries Ltd (FV Rs. 1)	1	36	1	36
RITES Limited	1	294	-	-
Rollatainers Ltd (FV Rs. 1)	1	2	-	-
Rolta India Ltd.	1	4	-	-
Roto Pumps Ltd (FV Rs. 2)	1	154	-	-
Royal Orchid Hotels Limited	1	113	-	-




RPG Life Sciences Ltd	1	264	-	-
Spencer's Retail Limited (Earlier name RP-SG RETAIL LIMITED EQ NEW FV RS. 5/-)	1	100	-	-
RSWM LIMITED	1	393	1	393
Rubfila International Ltd (FV Rs. 5)	1	38	-	-
Ruchi Infrastructure Ltd (FV Rs. 1)	1	3	-	-
Rupa & Company Ltd. (FV Rs. 1)	2	871	2	871
Rushil Decor Limited	1	506	-	-
S Chand & Company Ltd. (FV Rs. 5)	2	762	2	762
S H Kelkar and Company Limited	1	229	1	229
S Kumars Nationwide Ltd.	1	2	-	-
S.E. Power Limited	1	4	-	-
S.P. Apparels Limited	1	333	-	-
Sadbhav Engineering Ltd. (FV Rs. 1)	1	128	-	-
Sadbhav Infrastructure Project Limited	1	105	1	105
Safari Industries (India) Ltd (FV Rs. 2)	1	676	-	-
Sagar Cements Ltd	1	661	-	-
Saksoft Limited	1	345	-	-
Sakuma Exports Limited (FV Rs. 1)	1	18	-	-
Salasar Techno Engineering Ltd.	2	676	2	676
Salzer Electronics Ltd	1	219	1	219
Sandhar Technologies Ltd.	2	728	2	728
The Sandur Manganese & Iron Ores Ltd	1	792	-	-
Sangam (India) Ltd	1	55	-	-
Sanghi Industries Ltd	1	74	1	74
Sanghvi Movers Ltd. (FV Rs. 2)	2	369	2	369
Sanofi India Ltd.	1	6,644	-	-
SANWARIA CONSUMER LIMITED (FV Rs. 1)	1	6	-	-
Sarda Energy & Minerals Limited	1	236	-	-
Saregama India Ltd	1	553	-	-
Sarla Polyester Ltd	1	24	-	-
Sasken Technologies Limited	1	334	1	334
Satin Creditcare Network Ltd.	2	785	2	785
Savera Hotels Ltd	1	58	-	-
Savita Oil Technologies Limited	1	606	1	606
SBI Life Insurance Company Ltd.	2	1,346	2	1,346
Schaeffler India Ltd.	1	4,640	-	-
Elantas Beck India Limited	1	2,161	-	-
Schneider Electric Infrastructure Ltd.	1	83	-	-
Security and Intelligence Services (India) Ltd. (FV Rs. 5)	8	7,699	2	2,566
SEL Manufacturing Company Ltd	1	1	-	-
Selan Exploration Technology Ltd	1	180	-	-
SEQUENT SCIENTIFIC LTD (FV Rs. 2)	1	74	-	-
Seshasayee Paper & Boards Ltd (FV Rs. 2)	1	927	-	-
Seya Industries Limited	1	475	-	-
Shah Alloys Ltd	1	15	-	-
SHAILY ENGINEERING PLASTICS LT	1	541	-	-
Shakti Pumps (India) Ltd	1	413	-	-
Shalby Ltd.	2	371	2	371
Shankara Building Products Ltd.	2	3,220	2	3,220
Shanthi Gears Ltd (FV Rs. 1)	1	108	1	108
Shanti Educational Initiatives Ltd	1	105	-	-
SHARDA CROPCHEM LIMITED	1	386	1	386
SHARDA MOTOR	1	1,510	-	-
Sheela Foam Ltd. (FV Rs. 5)	2	2,894	2	2,894
SHEMAROO ENTERTAINMENT LIMITED EQ	1	328	1	328
SHILPA MEDICARE LTD (FV Rs. 1)	1	468	1	468
The Shipping Corporation of India Ltd.	1	61	-	-
Shoppers Stop Ltd. (FV Rs. 5)	1	420	-	-
Shree Ashtavinayak Cine Vision Ltd. (FV Rs. 1)	1	1	-	-
Shree Cements Ltd.	1	23,485	-	-
Shree Ganesh Jewellery House (I) Ltd.	1	1	-	-
Shree Global TradeFin Ltd. (FV Rs. 1)	5	7	-	-
Shree Pushkar Chemicals & Fertilisers Limited	1	115	1	115
Shree Rehuka Sugars Ltd. (FV Rs. 1)	1	8	-	-
Shreyas Shipping and logistics Ltd	1	417	1	417
Shriram City Union Finance Ltd.	1	1,353	-	-
Shriram EPC Limited	1	9	-	-
SNL Bearings Ltd	1	272	-	-
Shriram Transport Finance Company Ltd.	1	1,044	-	-
SICAGEN INDIA LIMITED	1	21	-	-
SICAL LOGISTICS LTD	1	105	-	-
Siemens Ltd. (FV Rs. 2)	1	1,510	-	-
SIMMOND MARSHAL (FV Rs. 2)	1	68	-	-
Simplex Castings Ltd	1	56	-	-
Simplex Infrastructures Ltd. (FV Rs. 2)	1	39	-	-



Singer India Ltd (FV Rs. 2)	1	41	-	-
Responsive Industries Limited	1	93	-	-
Welcon International Limited (Earlier name Sinner Energy India Limited) (FV Rs. 1)	1	6	-	-
Sintex Industries Ltd. (FV Rs. 1)	1	1	-	-
Sintex Plastics Technology Ltd. (FV Rs. 1)	1	1	-	-
SITI Networks Ltd.	1	2	-	-
Siyaram Silk Mills Ltd (FV Rs. 2)	1	300	-	-
SJVN Ltd.	1	26	-	-
SKF India Ltd.	1	2,090	-	-
Skipper Ltd. (FV Rs. 1)	2	366	2	366
SMIFS Capital Markets Ltd	1	40	-	-
SML Isuzu Limited	1	1,038	1	1,038
Snowman Logistics Limited	1	76	1	76
Sobha Ltd.	1	440	-	-
Solar Industries India Ltd. (FV Rs. 2)	5	6,472	-	-
Solara Active Pharma Sciences Limited	1	456	-	-
Somany Ceramics Limited (FV Rs. 2)	1	527	1	527
Somany Home Innovation Ltd.	1	150	-	-
Sonata Software Ltd (FV Rs. 1)	1	158	1	158
Eco Recycling Limited (Earlier name Soni Infosys Ltd)	1	38	-	-
The South Indian Bank Ltd. (FV Rs. 1)	1	11	-	-
Speciality Restaurants Limited	1	99	1	99
Spicejet Ltd.	1	97	-	-
Expleo Solutions Limited (Earlier name SQS INDIA BFSI LIMITED)	1	1,150	1	1,150
TGV SRAAC LIMITED (Earlier name Sree Rayalaseema Alkali & Allied Chemicals Ltd)	1	30	-	-
SREL Infrastructure Finance Ltd.	1	10	-	-
SRF Ltd.	1	3,802	-	-
Kama Hoildings Limited (Earlier name SRF POLYMERS)	1	5,414	-	-
SRG Housing Finance Limited	1	123	-	-
Srikalahasthi Pipes Limited	1	258	1	258
Stampede Capital Ltd - DVR	1	1	-	-
Standard Chartered PLC	1	56	-	-
Star Cement Ltd. (FV Rs. 1)	2	271	2	271
STAR PAPER MILLS LTD	1	108	-	-
State Bank of India (FV Rs. 1)	16	4,971	-	-
The State Trading Corporation Of India Ltd.	1	47	-	-
Steel Authority of India (SAIL) Ltd.	1	47	-	-
Steel Strips Wheels Ltd.	2	2,694	2	2,694
STEL Holdings Limited	1	105	-	-
Sterling Tools Ltd. (FV Rs. 2)	2	773	2	773
Sterlite Technologies Ltd. (FV Rs. 2)	1	125	-	-
Stover Industries Ltd	1	2,261	-	-
Strides Pharma Science Ltd.	1	469	-	-
Stylam Industries Ltd.	2	1,309	2	1,309
Subex Ltd.	1	6	-	-
Subros Ltd. (FV Rs. 2)	2	654	2	654
Sudarshan Chemical Industries Ltd. (FV Rs. 2)	2	956	2	956
Sun Pharma Advanced Research Company Ltd.	1	204	-	-
Sun Pharmaceutical Industries Ltd. (FV Rs. 1)	2	884	-	-
Sun TV Network Ltd. (FV Rs. 5)	1	486	-	-
Sundaram Brake Linings Ltd	1	318	-	-
Sundaram Clayton Ltd (FV Rs. 5)	1	2,051	1	2,051
Sundaram Finance Holdings Ltd. (FV Rs. 5)	3	268	3	268
Sundaram Finance Ltd	1	1,471	1	1,471
SUNDARAM MULTI PAP (FV Rs. 1)	1	2	-	-
Sundram Fasteners Ltd. (FV Rs. 1)	1	512	-	-
Sunteck Realty Ltd. (FV Rs. 1)	2	797	-	-
SUPRAJIT ENGINEERING LIMITED (FV Rs. 1)	1	190	1	190
The Supreme Industries Ltd. (FV Rs. 2)	1	1,379	-	-
Supreme Infrastructure India Limited	1	99	1	99
Supreme Petrochem Ltd	1	197	1	197
Surya Roshini Ltd	1	246	-	-
Sutlej Textiles and Industries Limited (FV Rs. 1)	1	32	-	-
Suven Life Sciences Limited (FV Rs. 1)	3	532	1	215
SUVEN PHARMACEUTICALS LIMITED	1	113	-	-
Suzlon Energy Ltd. (FV Rs. 2)	1	2	-	-
SVOGL Oil Gas and Energy Ltd.	1	2	-	-
Swan Energy Ltd. (FV Rs. 1)	2	228	-	-
Swaraj Engines Ltd	1	1,129	1	1,129
Symphony Ltd. (FV Rs. 2)	2	2,484	-	-
Syndicate Bank	1	26	-	-
Syngene International Limited	1	391	1	391
T T K Healthcare Limited	1	631	-	-
Taj GVK Hotels & Resorts Ltd. (FV Rs. 2)	2	444	2	444



Take Solutions Ltd. (FV Rs. 1)	2	491	2	491
Talbro's Automotive Components Ltd	1	172	-	-
Talwalkars Better Value Fitness Limited	1	231	1	231
Talwalkars Healthclubs Limited	1	-	1	-
Tamil Nadu Newsprint And Papers Ltd.	1	190	-	-
Tamil Nadu Petro Products Ltd	1	35	-	-
Tata Chemicals Ltd.	1	758	-	-
Tata Coffee Ltd. (FV Rs. 1)	10	1,000	-	-
Tata Communications Ltd.	1	419	-	-
Tata Consultancy Services Ltd. (FV Rs. 1)	2	4,276	-	-
Tata Consumer Products Ltd.	1	382	-	-
Tata Elxsi Ltd.	2	1,915	-	-
Tata Investment Corporation Ltd.	1	919	-	-
Tata Metaliks Ltd.	2	1,513	2	1,513
Tata Motors Ltd DVR (FV Rs. 2)	1	326	1	326
Tata Motors Ltd. (FV Rs. 2)	1	186	-	-
The Tata Power Company Ltd.	1	60	-	-
Tata Steel Long Products Limited (Earlier name Tata Sponge Iron Ltd)	1	626	1	626
Tata Steel BSL Ltd. (FV Rs. 2)	1	28	-	-
Tata Steel Ltd.	1	449	-	-
Tata Teleservices (Maharashtra) Ltd.	1	2	-	-
TCI Developers Limited	1	371	-	-
TCI Express Ltd.	2	1,073	2	1,073
TCNS Clothing Co. Limited (FV Rs. 2)	1	801	-	-
TD Power Systems Ltd.	1	138	-	-
Chemfab Alkalies Limited (Earlier name TEAMEC CHLORATES LTD)	1	176	-	-
TeamLease Services Limited	1	922	1	922
Tech Mahindra Ltd. (FV Rs. 5)	4	3,165	-	-
Techno Electric & Engineering Company Ltd. (FV Rs. 2)	4	1,187	-	-
Technocraft Industries (India) Limited	1	441	-	-
Tejas Networks Ltd.	2	644	2	644
Texmaco Infrastructure & Holdings Ltd. (FV Rs. 1)	2	124	2	124
Texmaco Rail & Engineering Ltd.	1	42	-	-
Thangamayil Jewellery Limited	1	353	-	-
The Bombay Burmah Trading Corporation Ltd (FV Rs. 2)	1	410	1	410
The Byke Hospitality Limited	1	25	-	-
The Karur Vysya Bank Ltd (FV Rs. 2)	5	487	5	487
THE LAKSHMIVILAS BANK LTD	1	88	1	88
The New India Assurance Company Ltd.	4	1,361	4	1,361
The Orissa Minerals Development Company Limited	1	2,194	1	2,194
The Ramco Cements Ltd. (FV Rs. 1)	1	789	-	-
The Tinplate Company of India Ltd	1	87	1	87
West Coast Paper Mills Limited	2	562	2	562
THEMIS CHEMICALS LTD	1	258	-	-
Thermax Ltd. (FV Rs. 2)	1	1,050	-	-
Thirumalai Chemicals Ltd (FV Rs. 1)	1	79	-	-
Thomas Cook (India) Ltd. (FV Rs. 1)	1	55	-	-
Thyrocare Technologies Limited	1	610	1	610
Tide Water Oil Company India Ltd. (FV Rs. 5)	2	11,927	2	11,927
Tiger Logistics (India) Ltd	1	93	-	-
TIL Ltd	1	290	1	290
Time Technoplast Ltd. (FV Rs. 1)	1	55	-	-
Timex Watches Ltd (FV Rs. 1)	1	45	-	-
Timken India Ltd.	1	961	-	-
TITAGARH WAGONS LIMITED (FV Rs. 2)	6	320	-	-
Titan Company Ltd. (FV Rs. 1)	1	1,179	-	-
Tokyo Plast International Ltd	1	51	-	-
Torrent Pharmaceuticals Ltd. (FV Rs. 5)	2	3,873	-	-
Torrent Power Ltd.	1	320	-	-
Tourism Finance Corporation of India Ltd	1	39	1	39
Toyam Industries Limited (FV Rs. 1)	1	5	-	-
Transformers And Rectifiers Limited (F.V. Rs. 1/-)	10	356	10	356
Transpek Industry Ltd	1	1,550	-	-
Transport Corporation of India Ltd. (FV Rs. 2)	2	569	2	569
Tree House Education & Accessories Ltd.	1	5	-	-
TREJHARA SOLUTIONS LIMITED EQ	1	24	-	-
Trent Ltd. (FV Rs. 1)	10	5,820	-	-
TRF Ltd	1	117	-	-
Tribhovandas Bhimji Zaveri Limited	1	69	1	69
IOL Chemicals and Pharmaceuticals Ltd (Earlier name Trident Alco - Chem Ltd)	1	195	-	-
Trident Limited (Earlier name Abhishek Industries Ltd) (FV Rs. 1)	1	51	1	51
Trigyn Technologies Ltd	1	58	-	-
Triveni Engineering & Industries Ltd. (FV Rs. 1)	1	79	-	-
Triveni Turbine Ltd.	1	98	-	-
TTK Prestige Ltd.	1	5,860	-	-



Tube Investments of India Ltd.	1	501	-	-
Tulip Telecom Ltd. (FV Rs. 2)	1	2	-	-
Tuni Textile Mills Ltd. (FV Rs. 1)	1	0	-	-
TV Today Network Limited (FV Rs. 5)	1	308	1	308
TV18 Broadcast Ltd. (FV Rs. 2)	1	26	-	-
TVS Motor Company Ltd. (FV Rs. 1)	1	470	-	-
TVS SRICHAKRA LIMITED (Earlier name SRICHAKRA TYRES LTD)	1	2,351	1	2,351
Ucal Fuel Systems Ltd	1	146	-	-
UCO Bank	1	16	-	-
Uflex Ltd.	1	212	-	-
UFO Moviez India Ltd.	2	723	2	723
Ujaas Energy Limited (FV Rs. 1)	1	6	-	-
Ujjivan Financial Services Limited	1	378	1	378
UltraTech Cement Ltd.	1	4,486	-	-
Uni Abex Alloy Products Ltd	1	521	-	-
Unichem Laboratories Ltd. (FV Rs. 2)	1	168	-	-
Union Bank of India	1	51	-	-
Uniphos Enterprises Ltd (FV Rs. 2)	1	85	-	-
Unitech Ltd. (FV Rs. 2)	1	2	-	-
United Bank of India	1	9	-	-
United Breweries (Holdings) Ltd.	1	11	-	-
United Breweries Ltd. (FV Rs. 1)	1	1,256	-	-
United Spirits Limited (FV Rs. 2)	10	7,952	5	4,779
Universal Cables Ltd	1	202	-	-
UPL Ltd. (FV Rs. 2)	9	4,894	-	-



Usha Martin Ltd. (FV Rs. 1)	1	26	-	-
Uttam Galva Steels Ltd.	1	7	-	-
V.S.T Tillers Tractors Ltd	1	1,950	1	1,950
V2 Retail Limited	1	203	-	-
Va Tech Wabag Ltd. (FV Rs. 2)	2	446	-	-
Vadilal Industries Ltd	1	521	-	-
Vaibhav Global Limited	1	302	1	302
Vakrangee Ltd.(FV Rs. 1)	2	99	-	-
VARDHMAN SPECIAL STEELS LIMITED	1	90	-	-
Vardhman Textiles Ltd.	1	1,039	-	-
Varroc Engineering Limited (FV Rs. 1)	1	473	-	-
Varun Beverages Ltd. (3)	3	1,512	2	1,512
Vedanta Ltd. (FV Rs. 1)	2	282	-	-
Venky's (India) Ltd.	2	5,463	2	5,463
Vesuvius India Ltd	1	846	1	846
Veto Switchgears & Cables Ltd.	2	392	2	392
V-Guard Industries Ltd.	14	3,119	-	-
Videocon Industries Ltd.	1	2	-	-
Vidhi Specialty Food Ingredients Limited	1	70	-	-
Vikas Leasing Ltd	1	11	-	-
Vikas WSP Ltd.	1	8	-	-
Vinati Organics Ltd (FV Rs. 1)	2	1,609	1	536
Vindhya Telelinks Ltd	1	1,436	-	-
VIP Clothing Ltd.	2	116	2	116
VIP Industries Ltd.	1	458	-	-
Virat Industries Ltd	1	51	-	-
Virtual Global Education Ltd.	1	0	-	-
Visa Steel Ltd	1	7	-	-
VISAGAR POLYTEX LIMITED (Earlier name BARASIA HOLDING & TRG CO LTD.) (FV Rs. 1)	1	4	1	4
Visaka Industries Ltd.	2	1,237	2	1,237
Vishal Fabrics Ltd (FV Rs. 5)	1	338	-	-
Vishnu Chemicals Limited	1	142	-	-
Vivimed Labs Limited (FV Rs. 2)	1	18	-	-
V-Mart Retail Limited	1	501	1	501
Vodafone Idea Ltd.	1	5	-	-
Voltamp Transformers Ltd.	1	1,287	-	-
Voltas Ltd. (FV Rs. 1)	1	699	-	-
VRL Logistics Limited	1	319	1	319
VST Industries Ltd.	1	4,452	-	-
WABCO India Ltd.	1	6,752	-	-
Warren Tea Ltd	1	56	-	-
WEBSOL-Energy Systems ENY	1	30	-	-
Welspun Corp Ltd. (FV Rs. 5)	1	171	-	-
Welspun Enterprises Ltd.	4	767	4	767
Welspun India Ltd (FV Rs. 1)	1	115	1	115
Welspun Investments and Commercials Limited	1	169	-	-
Westlife Development Ltd. (FV Rs. 2)	1	323	-	-
Wheels India Ltd	2	1,157	2	1,157
Whirlpool of India Ltd.	1	2,447	-	-
Wim Plast Ltd	2	1,946	2	1,946
WIMSOME TEXTILE IND	1	24	-	-
Wipro Ltd. (FV Rs. 2)	2	481	-	-
SITI Networks Ltd.	1	2	-	-
Wockhardt Ltd.	1	355	-	-
Wonderla Holidays Limited	1	404	1	404
WPIL Limited	1	359	1	359
Xelpmoc Design and Tech Limited	1	71	-	-
Yash Pakka Ltd	1	52	-	-
YES Bank Ltd. (FV Rs. 2)	5	195	-	-
Zee Entertainment Enterprises Ltd.	3	279	-	-
Zee Learn Ltd.	2	75	2	75
Zee Media Corporation Limited	1	12	-	-
Zensar Technologies Ltd (FV Rs. 2)	5	1,917	5	1,917
ZF Steering Gear (India) Ltd.	2	1,971	2	1,971
Zodiac Clothing Company Ltd	1	251	-	-
ZUARI AGRO CHEMICALS LTD.	1	189	1	189
Zuari Global Ltd	1	90	-	-
Zydus Wellness Ltd.	1	1,502	-	-
Zylog Systems Ltd. (FV Rs. 5)	2	-	-	-



B. Investment in Bonds (Long Term)				
L&T Finance Ltd.	5,000	50,00,000	5,000	50,00,000
State Bank of India -9.45% Unsecured Non Convertible Perpetual Taxable Subordinated Basel III Compliant Additional Tier 1 Bonds	1	10,21,067	-	-
The Karnataka Bank Limited- 12% Unsecured Redeemable, Non Convertible Basel -III Subordinated Bonds in the nature of Debantures Series VI, Tier II	10	10,33,548	-	-
ICICI Bank Limited- 9.90% Unsecured, Subordinated, Non Convertible Basel III Perpetual Additional Tier 1 Bonds	1	10,43,770	-	-
The South Indian Bank Limited- 11.75% Unsecured Redeemable, Non Convertible Subordinated Basel -III Compliant Tier 2 Bonds	10	10,24,206	-	-
Indusind Bank Limited- 10.50% Unsecured Non Convertible Perpetual Subordinated Basel III Compliant Additional Tier 1 Bonds in the nature of Debantures, Series III 2019	1	10,11,283	-	-
Tata Motors Finance Limited-11.10% Subordinated Unsecured Non Convertible Perpetual Debantures	1	10,85,258		
Total	6,989	1,23,56,170	5,681	53,10,539

Book Value of Quoted Investments	1,23,56,170	53,10,539
Market Value of Quoted Investments	1,17,75,391	52,98,885

1. Face Value Split from Rs 10 to Rs 5.
2. Issue of Bonus share 1:4
3. Issue of Bonus share 1:2



- 2.19 The Company was incorporated on 14th June, 2012. In the earlier year the Company has been converted from private limited company into a Company registered under section 25 of the Companies Act, 1956 and has received license under section 25(3) of the Companies Act, 1956. Subsequently, the name of the Company has been changed from "Stakeholders Empowerment Services Private Limited" to "Stakeholders Empowerment Services" with effect from 24th December 2013. Further, the Company is also registered as Research Analyst under the Securities and Exchange Board of India (Research Analysts Regulations, 2014).
- 2.20 The Company is a Small and Medium Sized Company (SMC) as defined in the General Instructions in respect of Accounting Standards notified under section 133 of companies act, 2013 read with Rule 7 of Companies (Accounts) Rules, 2014. The Company has complied with the Accounting Standards as applicable to a Small and Medium Sized Company.
- 2.21 Contingent Liability as at 31st March 2020 is Rs. Nil (P.Y. Rs. Nil). (As certified by the Management).
- 2.22 During the previous financial year one of the party (a Company) has filed defamation case against the Company for a claim amounting to Rs. 1,000 crores for publication of its Report. Company believes that it has creditable grounds in its favour and reasonably confident that there will not be any liability on this account. During the current financial year, the same company has filed another defamation case against the Company for additional claim of amounting to Rs. 1,000 crores. The management believes that in both the above stated cases stand taken by other Company will not sustain and hence will not have any impact on the state of affairs of the Company.
- 2.23 Unhedged foreign currency exposure at year end is Rs. 93,076 (Previous Year Rs. Nil).

- 2.24 Particulars of Payment to Auditors (excluding applicable taxes)

-(Amount in Rs.)

Particulars	2019-20	2018-19
Audit Fees	36,000	33,000

- 2.25 As the Company is a Small and Medium Sized Company (SMC) as defined in the General Instructions in respect of Accounting Standards notified under section 133 of Companies Act, 2013 read with Rule 7 of Companies (Accounts) Rules, 2014, the disclosures required under Accounting Standard (AS-15) "Employees Benefits" notified in the Companies (Accounting standards) Rules, 2014 are as given below:



Actuarial assumptions

	Gratuity (Non Funded) 2019-2020	Gratuity (Non Funded) 2018-2019	Leave Encashment (Non funded) 2019-2020	Leave Encashment (Non funded) 2018-2019
Mortality Table (LIC)	IALM(2012-14)	IALM(2006-08)	IALM(2012-14)	IALM(2006-08)
Discount rate (p.a.)	6.87%	7.66%	6.87%	7.66%
Expected rate of return on plan assets (per annum)	----	----	----	----
Rate of escalation in salary (p.a)	8.00%	8.00%	8.00%	8.00%
Turnover rate	Age up to 30 years- 5% From 31-44 years- 3% Above 44 years- 2%			

2.26 As required by section 22 of The Micro, Small and Medium Enterprises Development Act, 2006 the following information is disclosed (as certified by management):

S.No	Particular	2019-20	2018-19
a)	i) Principal amount remaining unpaid at the end of the accounting year	-	-
	ii) Interest due on above	-	-
b)	The amount of interest paid by the buyer along with amount of payment made to the suppliers beyond the appointed date	-	-
c)	The amount of interest accrued and remaining unpaid at the end of financial year	-	-
d)	The amount of interest due and payable for the period of delay in making payment (which have been paid but beyond the due date during the year) but without adding interest specified under this Act	-	-
e)	The amount of further interest due and payable in succeeding year, until such interest is actually paid.	-	-

The above information's regarding Micro, Small and medium Enterprise has been determined to the extent such parties have been identified of information available with the Company.

2.27 In the opinion of the Board, current assets have a value on realization/ recoverable in the ordinary course of business at least equal to the amount at which they are stated and provisions for all known liabilities have been made.



2.28 Certain assets of the company which were purchased during the year/earlier period by the directors directly, considering the urgency, are of the company and are in the name of directors (on invoice), such assets are recorded in the books. Management confirms that these are the Company's property/assets and wherever applicable, depreciation has been provided for.

2.29 Company activity falls under single segment i.e. Consultancy/Advisory.

2.30 Earnings per share (EPS) :

Particulars	2019-20	2018-19
Net profit/ (loss) for the year attributable to equity shareholders (Rs.)	62,63,504	37,48,904
Weighted average number of equity shares outstanding	1,90,000	1,90,000
Basic and diluted earnings per share (face value of Rs. 10 each) (Rs.)	32.97	19.73

2.31 Related Party Disclosure as required by Accounting Standard - 18 (As identified & certified by Management)

(i) Key Management Personnel

Sh. J.N Gupta - Managing Director
Sh. Devendra Bhandari- Executive Director
Sh. Varun Krishnan- Company Secretary

(ii) Individuals having controlling power/substantial interest in the voting power of the Company

Ms. Rekha Gupta
Ms. Sneha Bhandari

(iii) Relatives of Directors

Mr. Dushyant Gupta - Son of Sh. J.N. Gupta
Mr. Arjun Gupta - Son of Sh. J.N. Gupta

S. No.	Nature of Transactions	Key Management personnel (KMP)		Significant Influence		Relatives of KMP	
		31-Mar-20	31-Mar-19	31-Mar-20	31-Mar-19	31-Mar-20	31-Mar-19
1	Remuneration :- :- Devendra Bhandari	11,00,000	10,00,000	-	-	-	-
	:- Varun Krishnan	12,57,000	14,42,000				
2	Reimbursement of Expenses incurred by: :- J N Gupta	23,40,701	17,58,207	-	-	-	-
	:- Rekha Gupta	-	-	3,89,255	1,89,164	-	-
3	Rent Paid: :- Rekha Gupta			4,20,000	1,80,000		
	Purchase of shares :- Arjun Gupta					7,22,926	-



4	Loans and Advances Paid :- Sneha Bhandari	-	-	-	9,80,000	-	-
	<u>Outstanding Balance</u>						
	Reimbursement payable :- J N Gupta	51,315	3,15,618	-	-	-	-
	:- Rekha Gupta	-	-	-	3,69,164	-	-

- 2.32 (a) Foreign Currency Expenditure – Rs. 1,17,474 (Previous year Rs. 38,623)- Travelling Expenses of Rs. 39,576 (Previous year Rs. Nil), Membership Fees of Rs. 11,578 (Previous year Rs. 38,623) and Conference and Registration Fees of Rs. 66,320 (Previous year Rs. Nil)
(b) Foreign Currency Income – Proxy Advisory Fee Rs. 27,36,622 (Previous Year Rs. 23,52,474).

- 2.33 Previous year figures have been re-grouped / reclassified and/ recasted wherever considered necessary.

As per our report of even date

For Lodha & Co.

Chartered Accountants

Firm Registration No.301051E

NARENDRA

KUMAR LODHA

(N.K. Lodha)

Partner

Membership No. 85155

Place: New Delhi

Date: 31/10/2020



for & on behalf of the Board

Stakeholders Empowerment Services

JITENDR
ANATH
GUPTA

Digitally
signed by
JITENDRAN
ATH GUPTA

DEVENDR
A
BHANDARI

Digitally signed by DEVENDRA
BHANDARI
DN: cn=DEVENDRA
BHANDARI, o=LODHA & CO.,
ou=Chartered Accountants, email=devendra.bhandari@lodha.co.in, c=IN
Date: 2020.10.31 12:46:53
+05'30'

J.N Gupta

Devendra Bhandari

Managing Director Executive Director

DIN:00531429

DIN:00339397

Place: Mumbai

Date: 30/10/2020

VARUN
KRISHNAN

Digitally signed by VARUN KRISHNAN
DN: cn=VARUN KRISHNAN,
o=LODHA & CO., ou=Chartered Accountants,
email=varun.krishnan@lodha.co.in, c=IN
Date: 2020.10.30 13:09:28 +05'30'

Varun Krishnan

Company Secretary

Membership no. - A42085

Place: Mumbai

Date: 30/10/2020